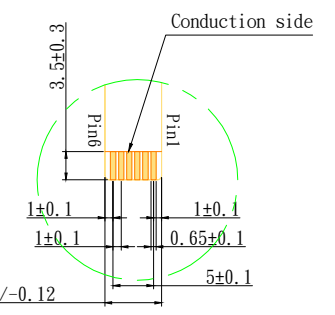
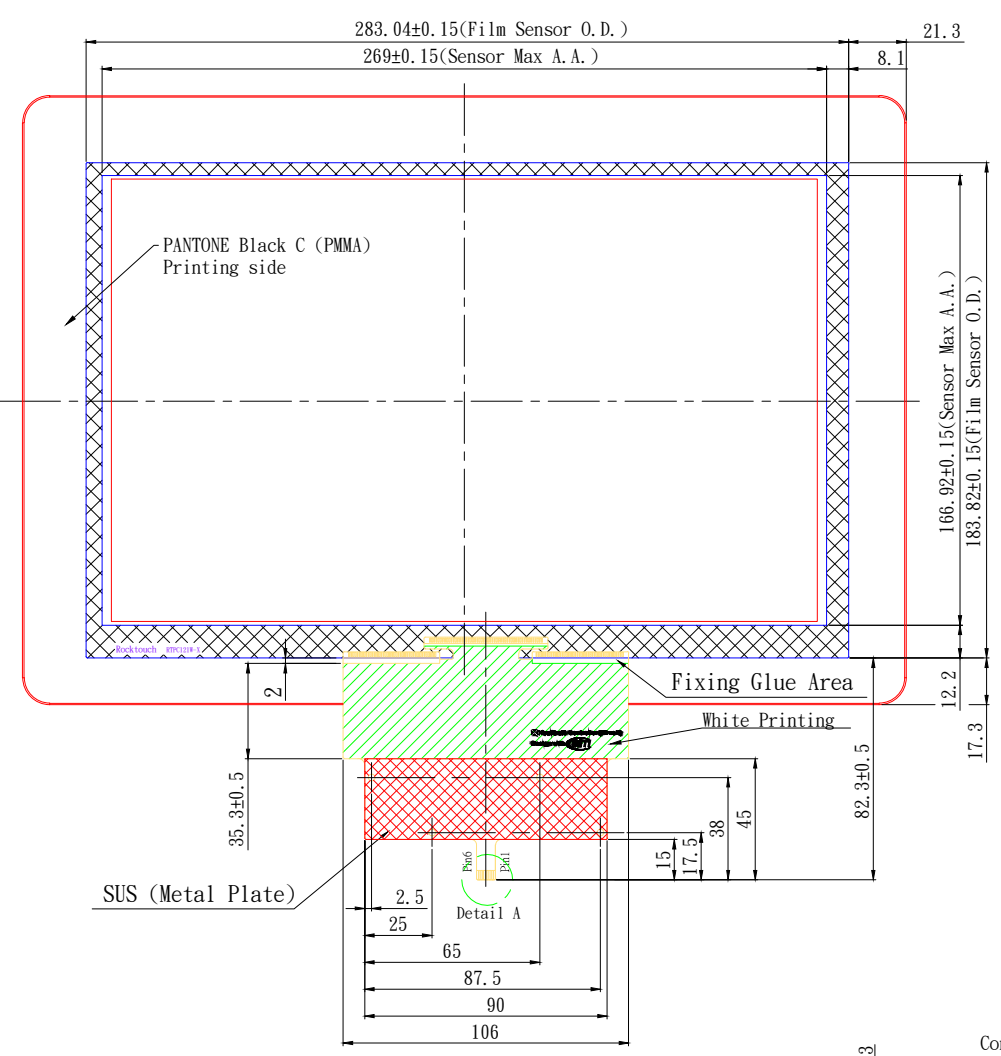
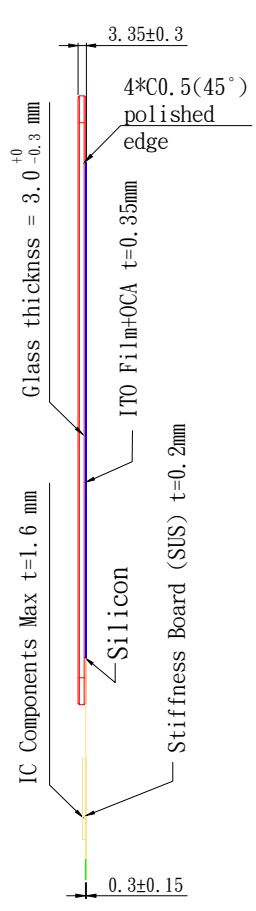
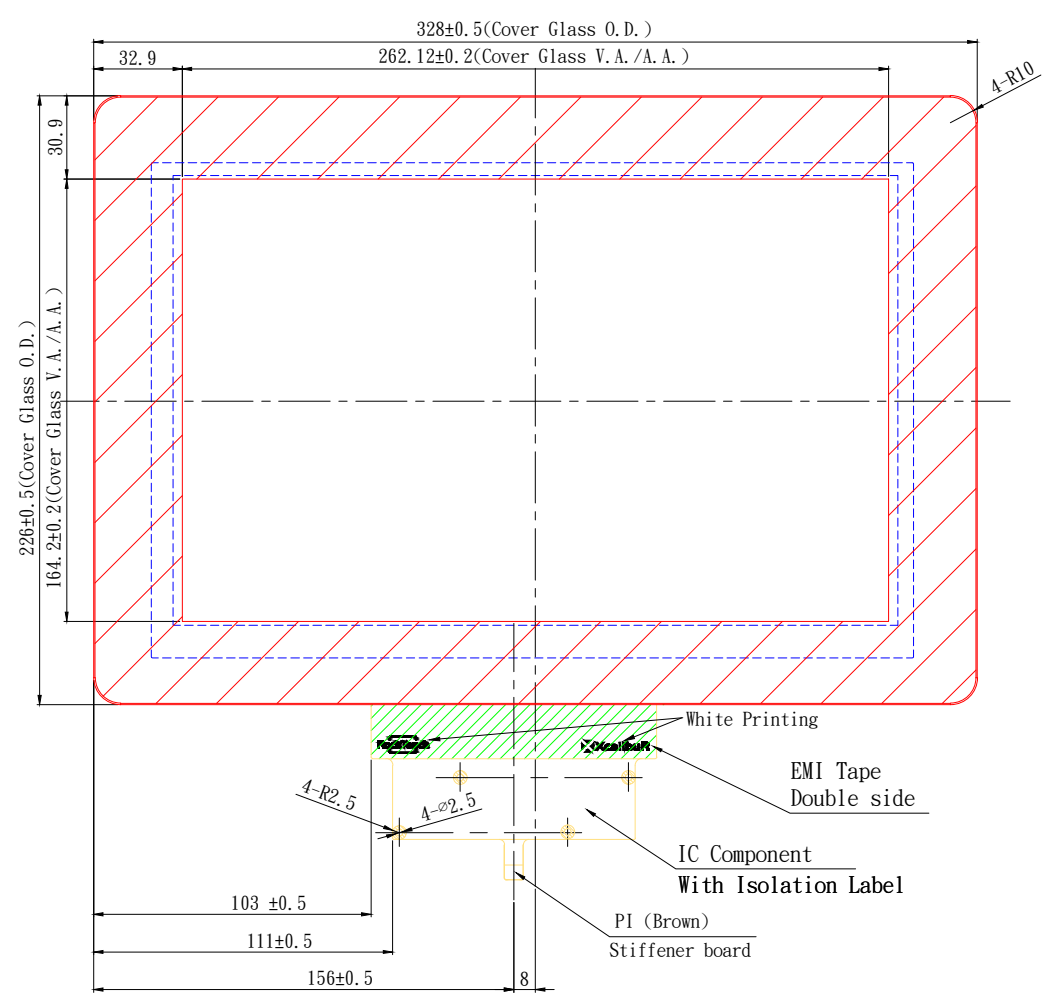


1 2 3 4 5 6 7 8

Front VIEW

Back VIEW



Printing Info :

Background Printing Type :  PMMA  CERAMIC 700°C Background Color : Pantone Black C  
 Logo Printing Type :  PMMA  CERAMIC 700°C Logo Color :

Note:

- To choose the interface just add at the end of the part number the following : - U for USB  
- I for I2C  
- R for UART
- Tolerance: +-0.3mm
- Finger input or special conductive pen (and Pencil Feature under Special Request)
- Surface Hardness: 7H (Semi-Tempered Glass)
- Transmittance: >85% (JIS-K7105)
- Surface Treatment: depending by cover lens
- Distance between LCD and touch panel need to be minimum 1.0mm otherwise touch maybe will not work correctly
- If customer put a front cover all around need use at least 2mm thick gasket between touch and metal frame
- USB max ripple acceptable is 50mV, in other case touch will not work correctly
- Referring to the integration guide to avoid any integration noise issue

USB(OPTIONAL)	
Pin 01	GND
Pin 02	D-
Pin 03	D+
Pin 04	VDD(5V)
Pin 05	NC
Pin 06	RST

I2C(OPTIONAL)	
Pin 01	GND
Pin 02	SDA
Pin 03	SCL
Pin 04	VDD(5V)
Pin 05	INT
Pin 06	RST

UART(OPTIONAL)	
Pin 01	GND
Pin 02	RX
Pin 03	TX
Pin 04	VDD(5V)
Pin 05	NC
Pin 06	RST

圖號 RTPC121W-X30BP1



版	年	月	日	設	計	審	查	變	更	內	容
設	計	2014/08/08		Matt		審	查	Kevin		承	認

元 理 管 圖 原 日 期