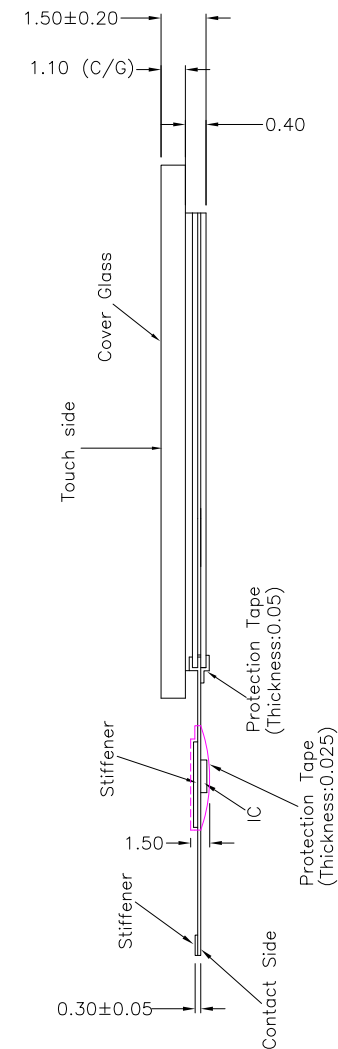
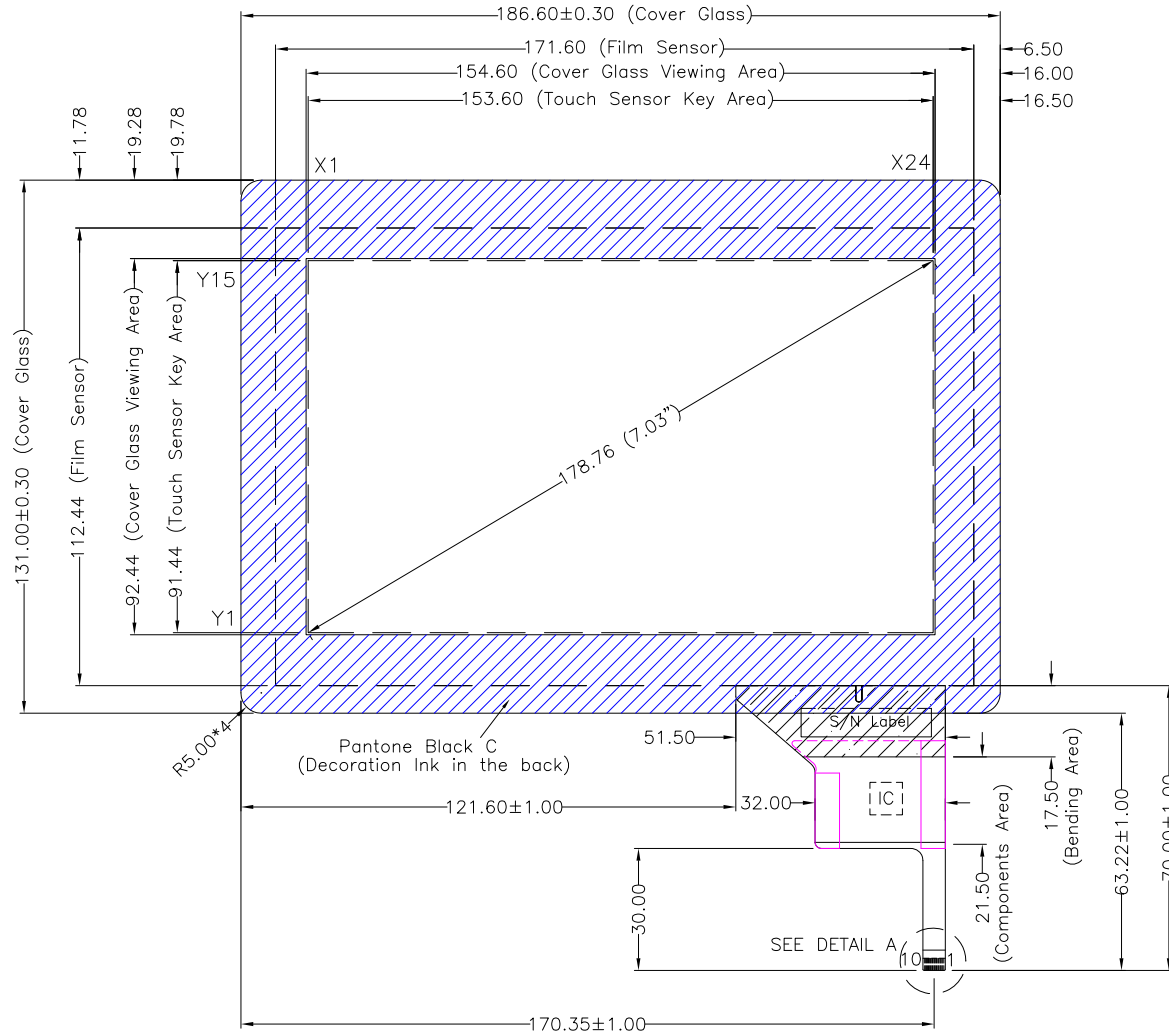
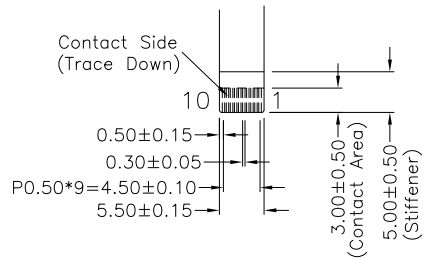


Touch Side View

PIN ASSIGNMENT	
PIN#	DESIGNATION
1	5V
2	D-
3	D+
4	GND
5	SCL\RXD
6	SDA\TXD
7	NC
8	NC
9	INTHM
10	3.3V



NOTES:

1. INPUT MODE : PROJECTED CAPACITIVE
2. OVERALL THICKNESS : 1.50±0.20mm
3. COVER GLASS THICKNESS : 1.10mm
4. FRONT SURFACE : CLEAR TYPE
5. TAIL TYPE : GOLD PLATED FPC , ZIF
6. OTHER SPEC : SEE APPROVAL SHEET
7. PLEASE REFER TO AMT TOUCH SCREEN INTEGRATION GUIDES FOR SYSTEM MECHANICAL DESIGN AND ASSEMBLY METHODS



NO.	DATE	DESCRIPTION	CHK
A	MAR 7, 2012	REMOVED Y AXIS ITO GROUNDING LINE	Jerry
REVISION			
CHIEF OF DESIGN	APPROVED		Jerry
DRAWN BY	Andre	DATE	NOV 14, 2013

TOLERANCES UNLESS SPECIFIED		DWG NO : P3012-CG-1-016
.X	± 0.50	
.XX	± 0.50	
.XXX	± 0.30	SCALE: N/S UNIT: mm
ANGULAR		SHEET 1 OF 1

Apex Material Technology Corp.