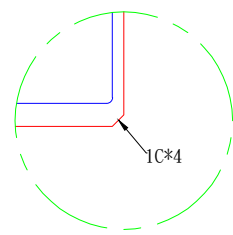
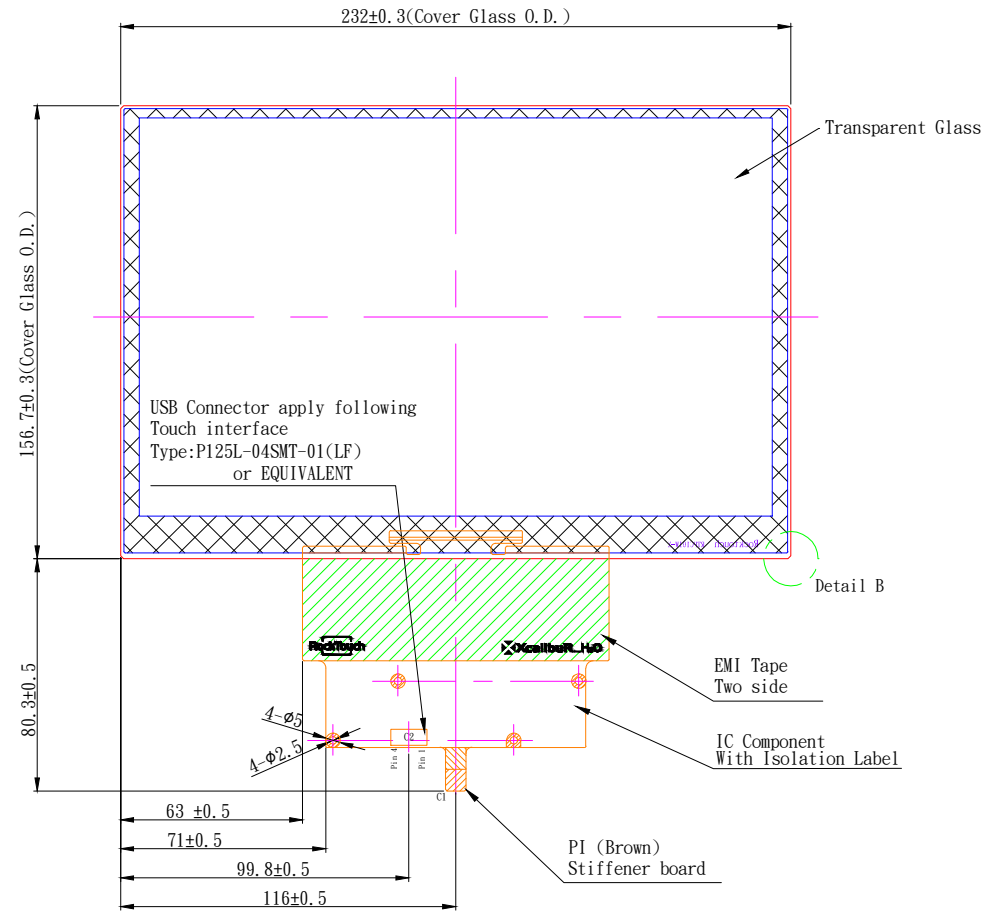
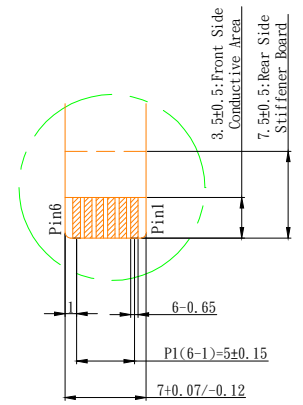
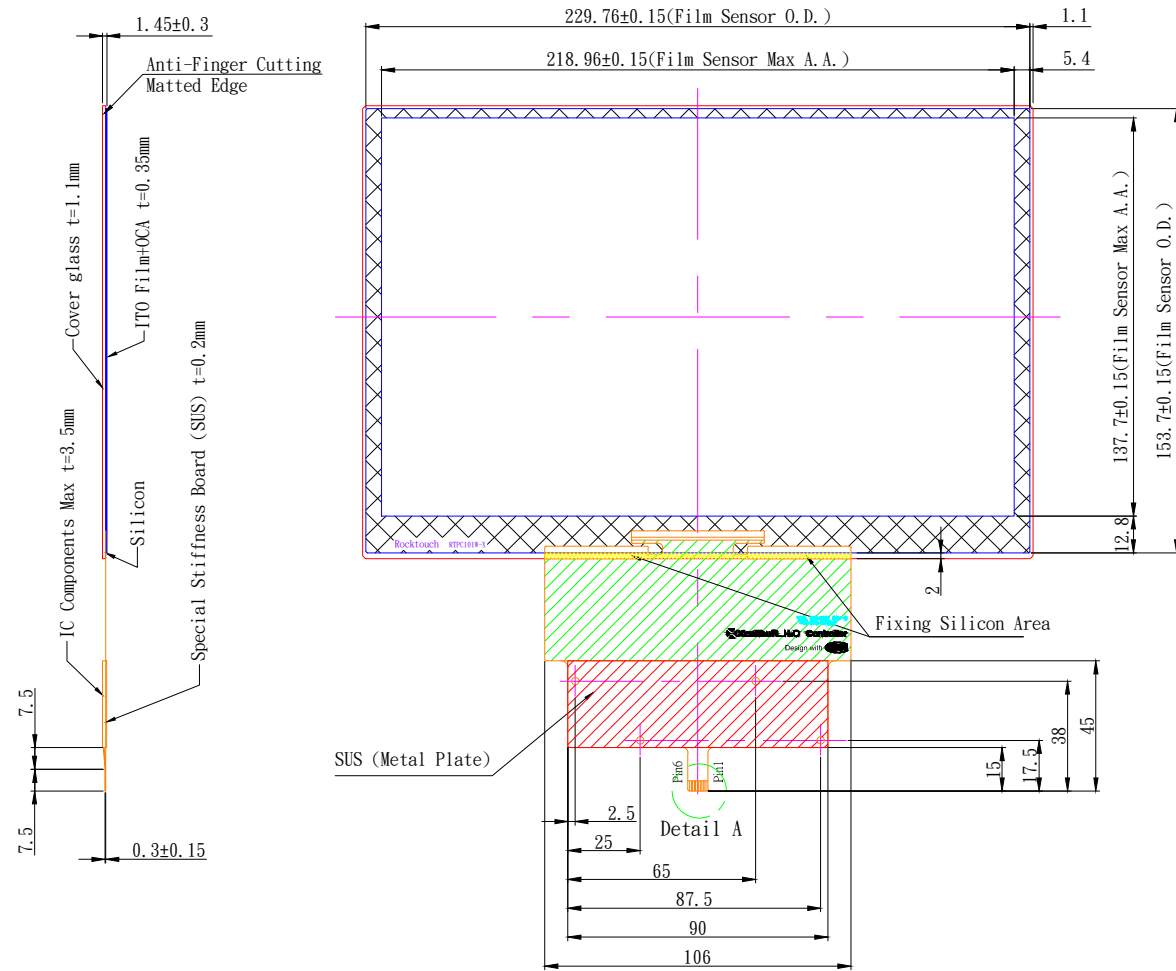


Front VIEW



Detail B

Back VIEW



Detail A

Note:

- To choose the interface just add at the end of the part number the following : - U for USB - I for I2C
- Tolerance: +-0.3mm
- Finger input only or special conductive pen
- Surface Hardness: 7H (Chemical Strength Glass)
- Transmittance: >85% (JIS-K7105)
- Surface Treatment: None
- Distance between LCD and touch panel need to be minimum 1.0mm otherwise touch maybe will not work correctly
- If customer put a front cover all around need use at least 2mm thick gasket between touch and metal frame
- USB max ripple acceptable is 50mV, in other case touch will not work correctly
- Referring to the integration guide to avoid any integration noise issue

C1:USB (OPTIONAL)	
Pin 01	GND
Pin 02	D-
Pin 03	D+
Pin 04	VDD
Pin 05	NC
Pin 06	RST

C1:I2C (OPTIONAL)	
Pin 01	GND
Pin 02	SDA
Pin 03	SCL
Pin 04	VDD
Pin 05	INT
Pin 06	RST

C2:Pin Define for USB 4 pin	
Pin 01	GND
Pin 02	D-
Pin 03	D+
Pin 04	VDD

Customer Approval		Part Number		RTPC101W-H11TG1	
Date	Rev.	Date	Person	Description	
	01	20160620	Kevin	Correct Interface Information	
Signature		Date	Design By	Date	Approved By

