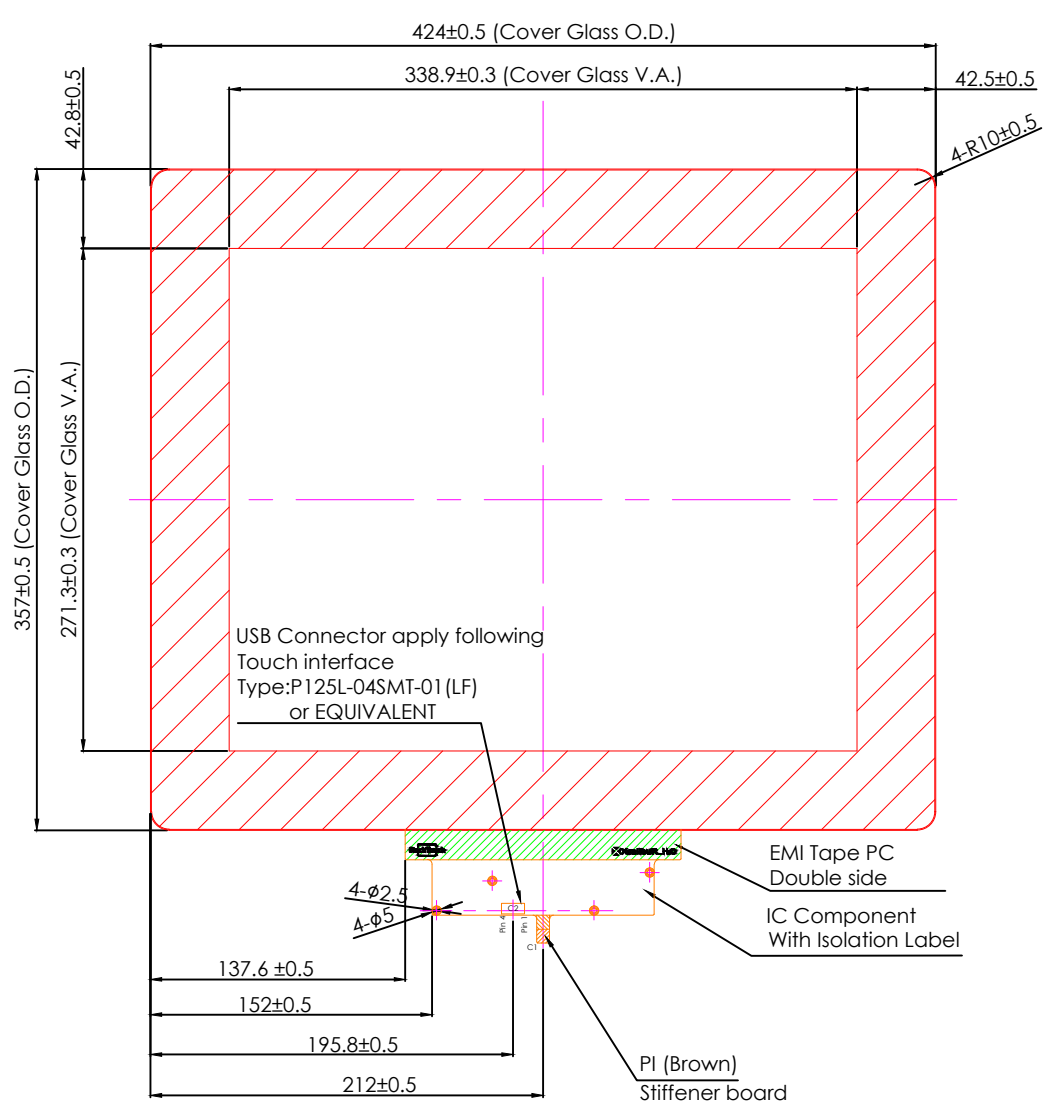
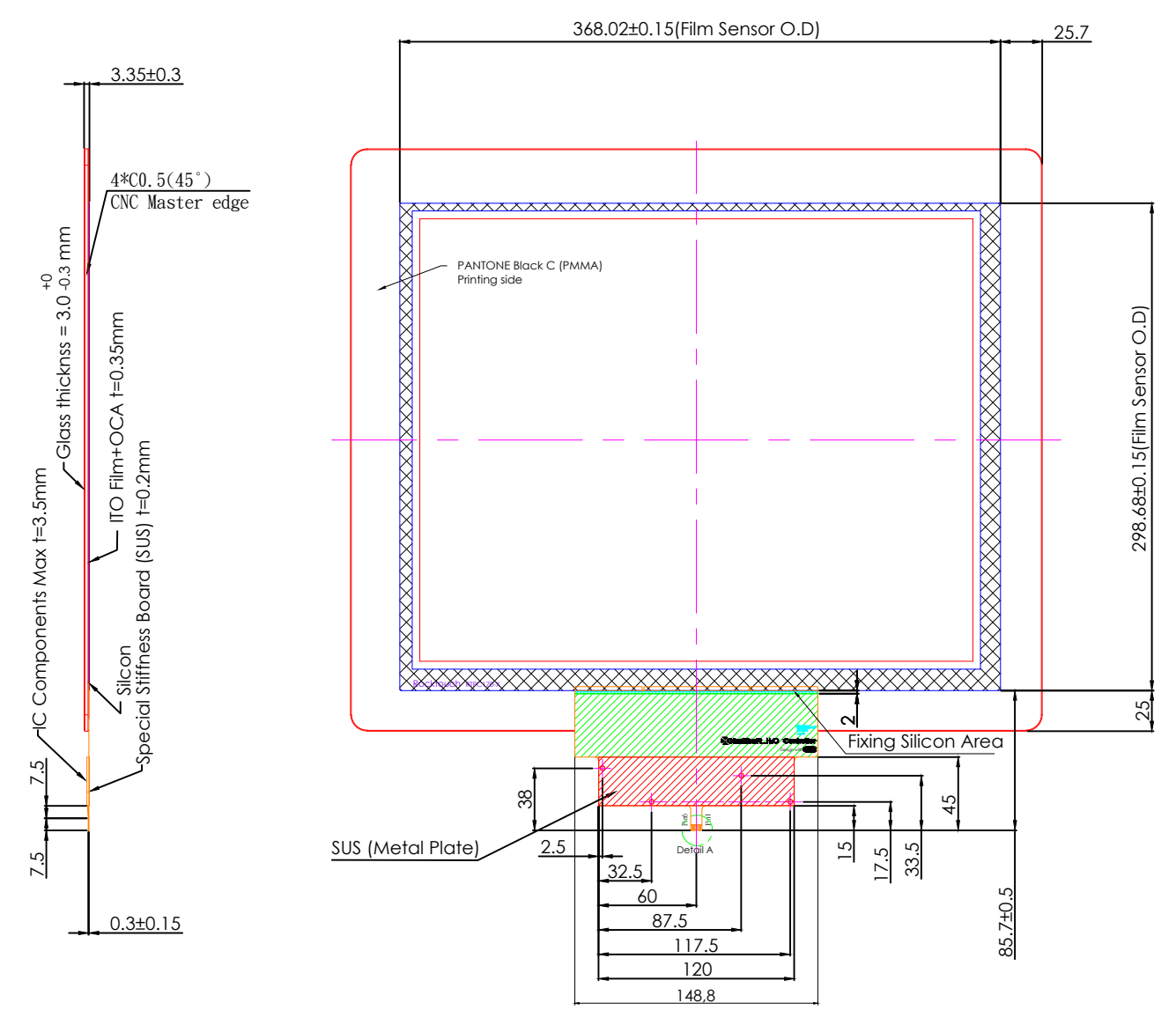


### Front VIEW



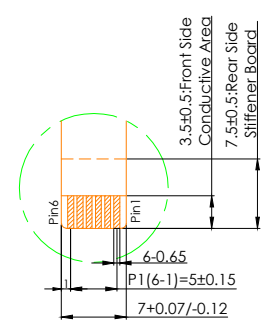
### Back VIEW



**Printing Info :**  
 Background Printing Type :  PMMA  CERAMIC 700°C Background Color :   
 Logo Printing Type :  PMMA Logo Color :

- Note:**
- To choose the interface just add at the end of the part number the following : - U for USB  
- I for I2C
  - Tolerance: +-0.3mm
  - Finger input only or special conductive pen
  - Surface Hardness: 7H (Semi-Tempered Glass)
  - Transmittance: >85% (JIS-K7105)
  - Surface Treatment: None
  - Distance between LCD and touch panel need to be minimum 1.0mm otherwise touch maybe will not work correctly
  - If customer put a front cover all around need use at least 2mm thick gasket between touch and metal frame
  - USB max ripple acceptable is 50mV, in other case touch will not work correctly
  - Referring to the integration guide to avoid any integration noise issue

C1:USB (OPTIONAL)		C1:I2C (OPTIONAL)		C2:Pin Define for USB 4 pin	
Pin 01	GND	Pin 01	GND	Pin 01	GND
Pin 02	D-	Pin 02	SDA	Pin 02	D-
Pin 03	D+	Pin 03	SCL	Pin 03	D+
Pin 04	VDD	Pin 04	VDD	Pin 04	VDD
Pin 05	NC	Pin 05	INT		
Pin 06	RST	Pin 06	RST		



Detail A

Customer Approval		Part Number		RTPC170-H30BP1	
Date		Rev	Date	Person	Description
Company		01	20160620	Kevin	Correct Interface Information
Name					
Signature		Date	Design By	Date	Check By
		First Drawing	20160526	Jeff	20160531
				Kevin	
					Approved By

