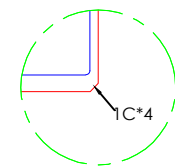
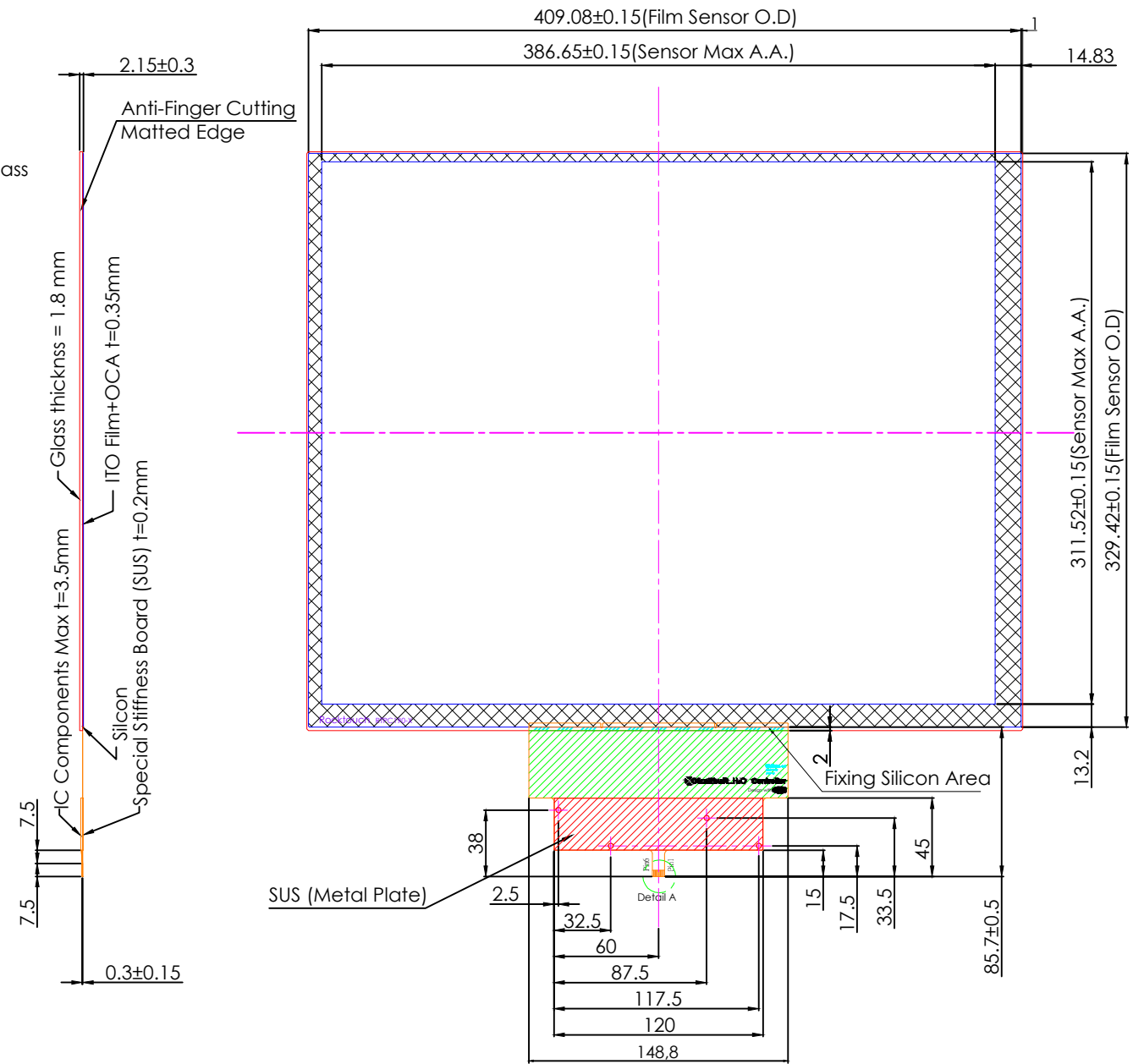
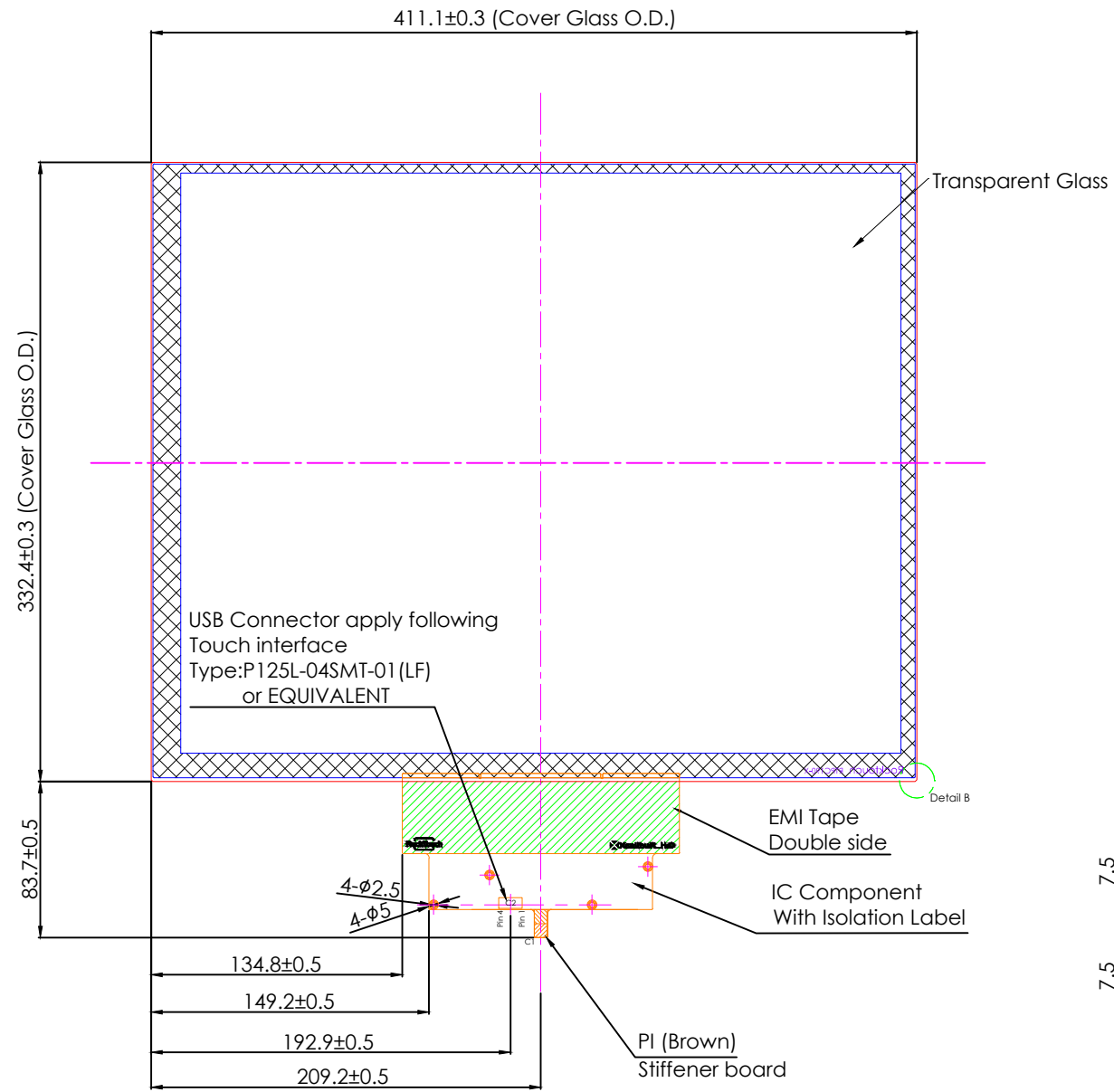
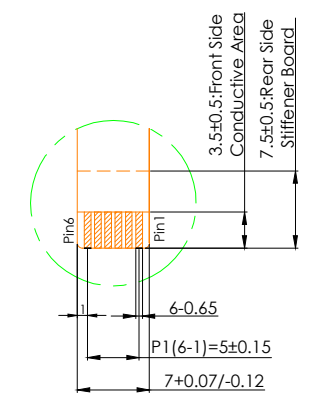


Front VIEW

Back VIEW



Detail B



Detail A

- Note:
- To choose the interface just add at the end of the part number the following : - U for USB
- I for I2C
 - Tolerance: ± 0.3 mm
 - Finger input only or special conductive pen
 - Surface Hardness: 7H (Chemical Strength Glass)
 - Transmittance: $>85\%$ (JIS-K7105)
 - Surface Treatment: None
 - Distance between LCD and touch panel need to be minimum 1.0mm otherwise touch maybe will not work correctly
 - If customer put a front cover all around need use at least 2mm thick gasket between touch and metal frame
 - USB max ripple acceptable is 50mV, in other case touch will not work correctly
 - Referring to the integration guide to avoid any integration noise issue

C1:USB (OPTIONAL)	
Pin 01	GND
Pin 02	D-
Pin 03	D+
Pin 04	VDD
Pin 05	NC
Pin 06	RST

C1:I2C (OPTIONAL)	
Pin 01	GND
Pin 02	SDA
Pin 03	SCL
Pin 04	VDD
Pin 05	INT
Pin 06	RST

C2:Pin Define for USB 4 pin	
Pin 01	GND
Pin 02	D-
Pin 03	D+
Pin 04	VDD

Customer Approval		Part Number		RTPC190-H18TG1			
Date	Rev.	Date	Person	Description			
Company	01	20160620	Kevin	Correct Interface Information			
Name							
Signature		Date	Design By	Date	Check By	Date	Approved By