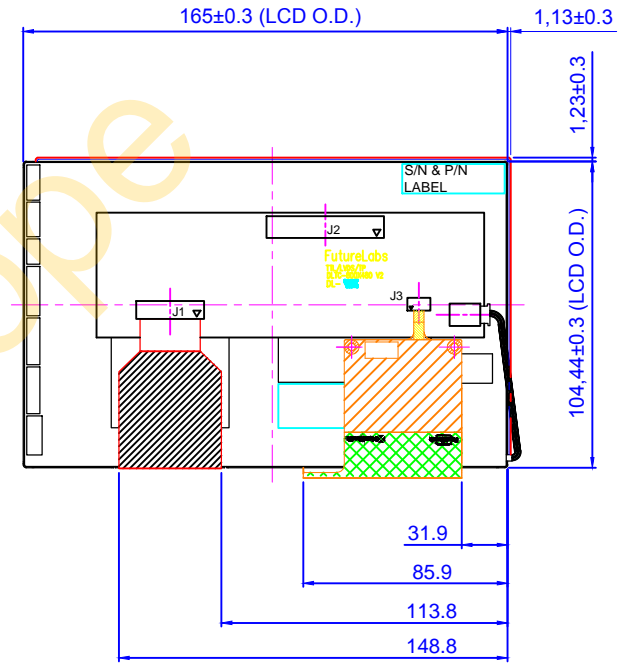
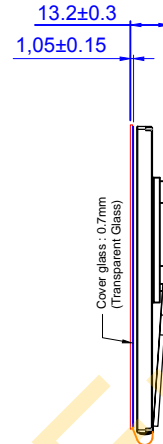
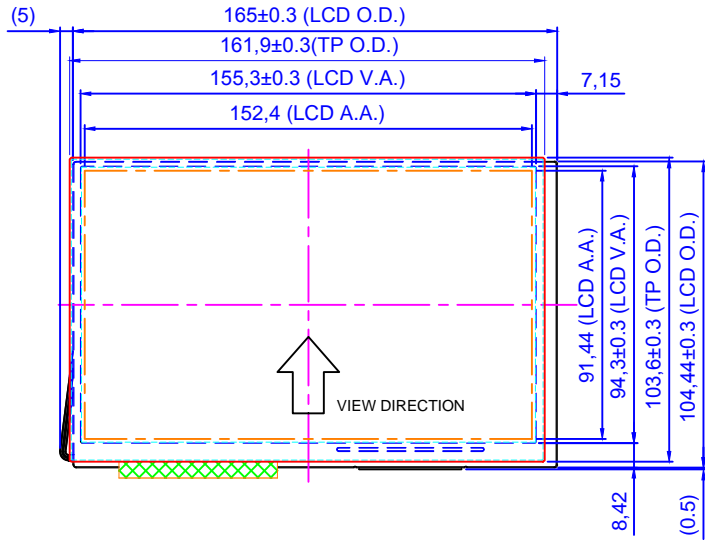


Distributed by:



Front VIEW

Back VIEW



Note:

1. Tolerance: ±0.5mm
2. Touch Finger input only or special conductive pen
3. Touch Surface Hardness: 6H (Chemical Strength Glass)
4. Touch Transmittance: >85% (JIS-K7105)
5. LCD original brightness: 500 cd/m (Typ.)
6. J2-LVDS connector type : Starcon 093G30-0001A-M4 or equivalent
7. Distance between LCD and touch panel need to be minimum 1.0mm otherwise touch maybe will not work correctly
8. If customer put a front cover all around need use at least 2mm thick gasket between touch and metal frame
9. Referring to the integration guide to avoid any integration noise issue
10. LCD P/N : FLT-0700H3ETTCHM5TC
11. Touch P/N : RTPC070W-X07TG1-I
12. Assembly Solution : DSA t = 1mm

J2 Pin Define

Pin No.	Symbol	Pin No.	Symbol	Pin No.	Symbol
Pin 1	I2C_VDD	Pin 11	NC	Pin 21	GND_2
Pin 2	SDA	Pin 12	NC	Pin 22	RXCK -
Pin 3	SCL	Pin 13	RXE 0-	Pin 23	RXCK +
Pin 4	GND_1	Pin 14	RXE 0+	Pin 24	GND_2
Pin 5	INT	Pin 15	GND_2	Pin 25	RXE 3-
Pin 6	GND_2	Pin 16	RXE 1-	Pin 26	RXE 3+
Pin 7	VCC3	Pin 17	RXE 1+	Pin 27	GND_2
Pin 8	VCC3	Pin 18	GND_2	Pin 28	NC
Pin 9	LED_BKON	Pin 19	RXE 2-	Pin 29	LED_VCC
Pin 10	LED_DIMM	Pin 20	RXE 2+	Pin 30	LED_VCC

Customer Approval		Part Number		DSAM-07CHM5TCX07TG1	
Date	Rev.	Date	Person	Description	
	01	20160921	Kevin	Update LCD Brightness info in Note	
Name					
Signature					
Date		Design By	Date	Check By	Date
20160809		K.W.			

