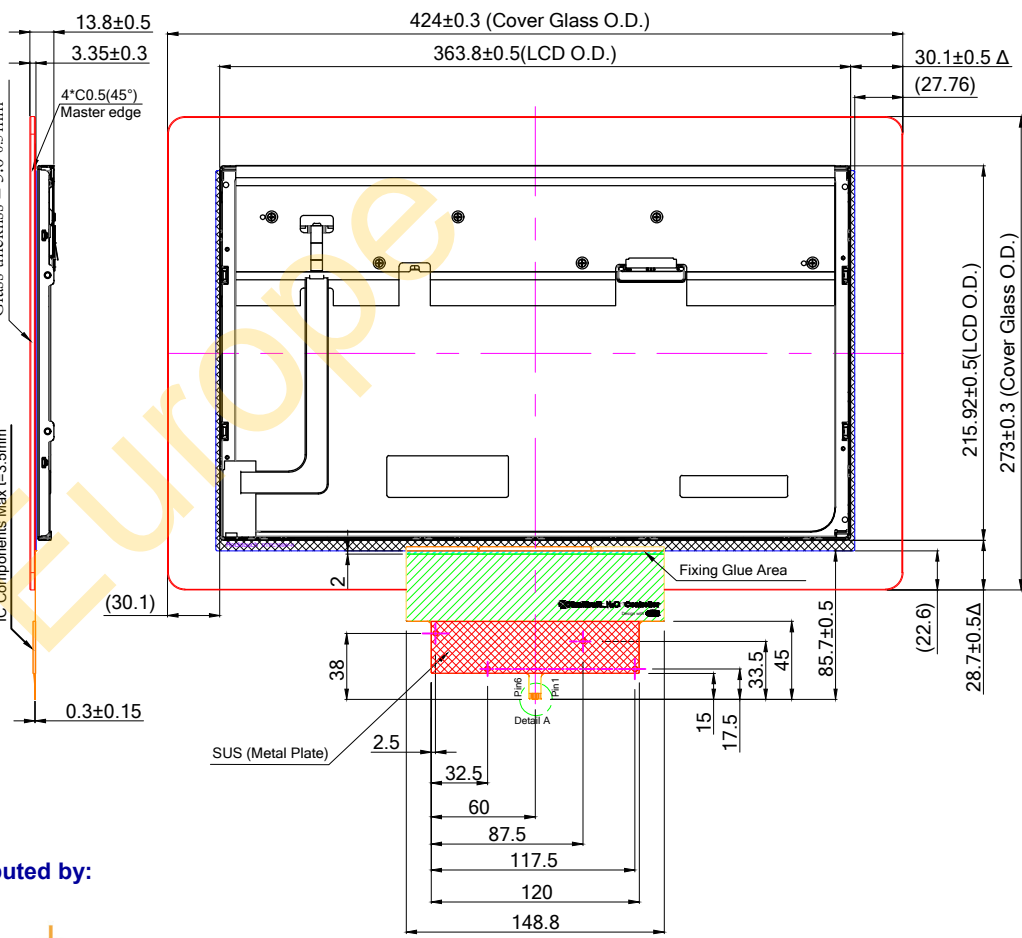
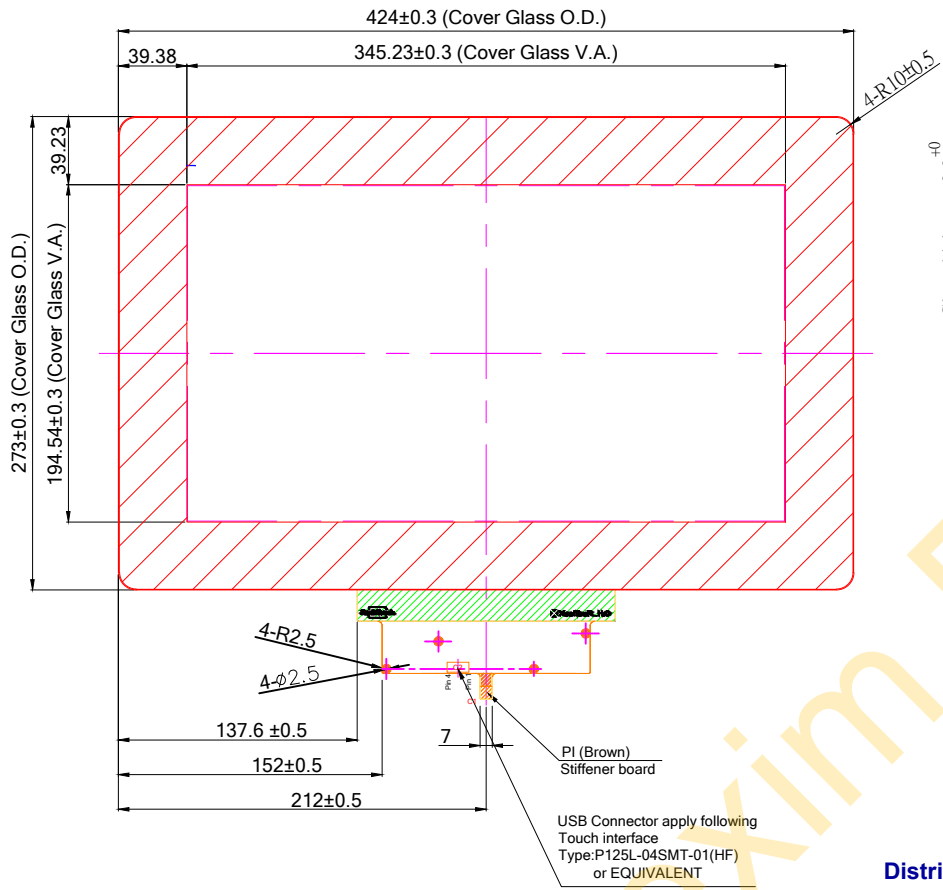


Front VIEW

Back VIEW



Distributed by:

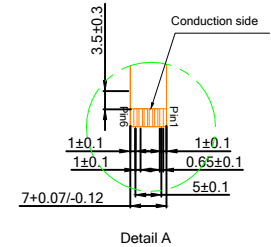


Note:

1. Tolerance: ±0.5mm
2. Touch finger input or special conductive pen
3. Touch Surface Hardness: 6H (Semi Tempered Glass)
4. Touch Transmittance: >85% (JIS-K7105)
5. Touch Surface Treatment: None
6. If customer put a front cover all around need use at least 2mm thick gasket between touch and metal frame
7. USB max ripple acceptable is 50mV, in other case touch will not work correctly
8. Referring to the integration guide to avoid any integration noise issue
9. LCD model : FLC-156ITL2000SA1
10. Touch model : RTPC156W-H30BP1-U

C2:Pin Define for USB 4 pin	
Pin 01	GND
Pin 02	D-
Pin 03	D+
Pin 04	VDD

C1:USB Interface	
Pin 01	GND
Pin 02	D-
Pin 03	D+
Pin 04	VDD
Pin 05	NC
Pin 06	RST



Customer Approval		Part Number		FLD-156ITL20PUSA2	
Date	Rev	Date	Person	Description	
Company					
Name					
Signature		Date	Design By	Date	Check By
		20170821	Kevin		
		Date	Design By	Date	Check By

