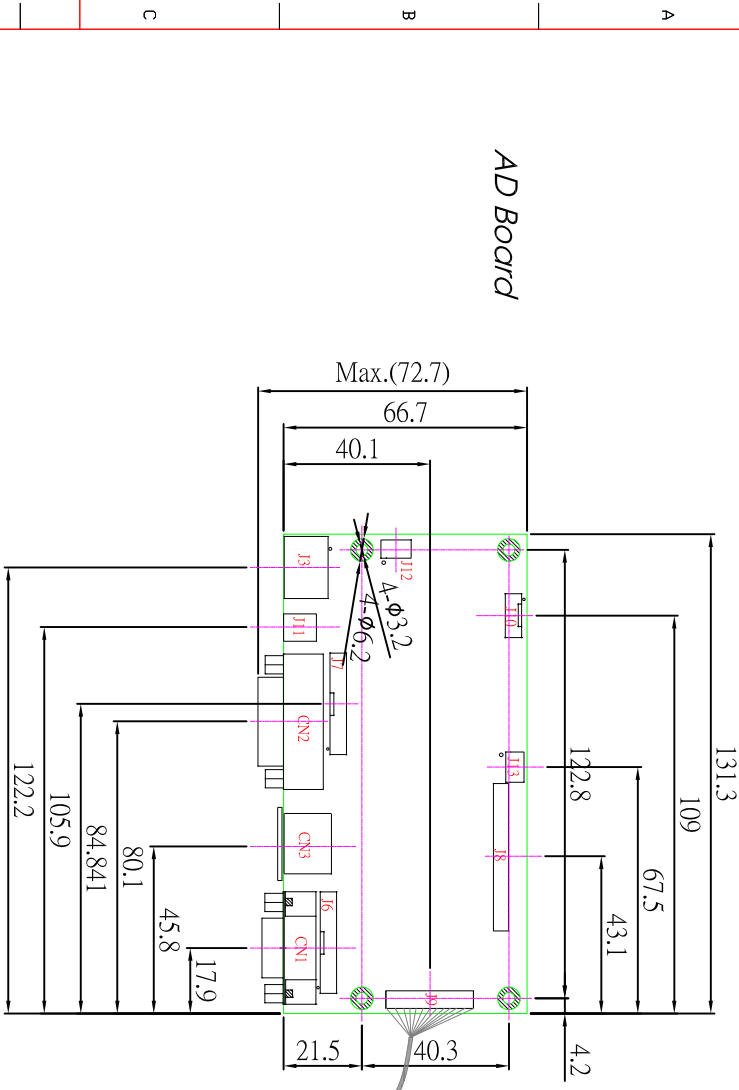

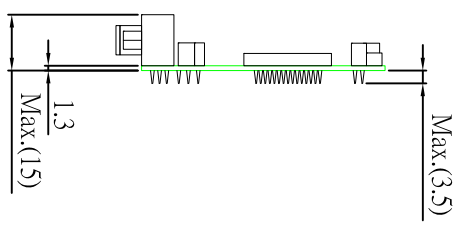


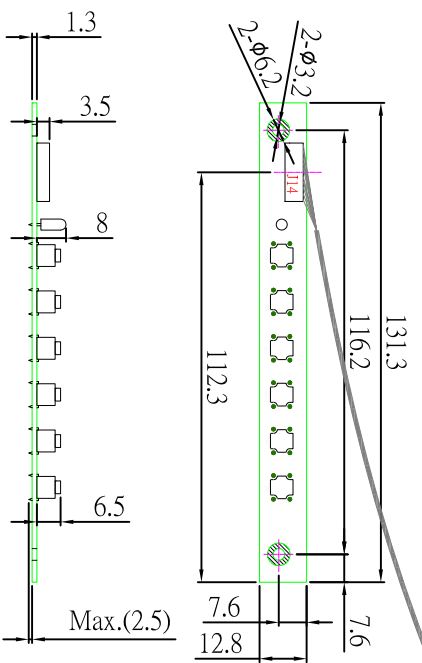
Front View



Back View



OSD Board



Connector No.		Pin No.		Function	
J3	3 Pins	3 Pins	Power connector: AME030-50003		
J6	13 Pins	13 Pins	VGA Pin-Header 13 pin JST 2.0		
J7	13 Pins	13 Pins	DVI Pin-Header 13 pin JST 2.0		
J8	2*20 Pins	2*20 Pins	LVDS output connector: 13 pin JST 2.0		
J9	15 Pins	15 Pins	OSD, Molex 51021, 1.5pin, 1.25mm		
J10	5 Pins	5 Pins	Backlight connector 5 Pin 2.0mm		
J11			Mini USB connector		
J12	4 Pins	4 Pins	USB Pass Through, Molex 51021, 4pin, 1.25mm		
J13	4 Pins	4 Pins	I2C Molex 51021, 4pin, 1.25mm		
J14	10 Pins	10 Pins	OSD, Molex 51021, 10pin, 1.25mm		
CN1	15 Pins	15 Pins	VGA input connector D-Sub		
CN2	24 Pins	24 Pins	DVI input connector		
CN3	20 Pins	20 Pins	Display Port connector		

Customer Approval

Part Number # REV

FL-AD24

Note:
General Tolerance: ±0.5

Date
Company
Name
Signature

Draw. Ver.	Date	Person	Description
First Drawing	20201009	Mat	

