

# Termination resistor - SAC-5P-M12MS CAN TR - 1507816

Please be informed that the data shown in this PDF Document is generated from our Online Catalog. Please find the complete data in the user's documentation. Our General Terms of Use for Downloads are valid (<http://download.phoenixcontact.com>)

Terminating resistor CANopen<sup>®</sup>/DeviceNet<sup>™</sup> M12




## Why buy this product

- T-plugs
- Termination resistors
- Y-distributors for power and signal connections



## Key commercial data

Packing unit	5 pc
GTIN	 4 017918 900410
Weight per Piece (excluding packing)	8.09 g
Custom tariff number	85366990
Country of origin	Germany

## Technical data

### Ambient conditions

Ambient temperature (operation)	-25 °C ... 90 °C (Plug)
Degree of protection	IP65
	IP67

### General

Rated current at 40°C	4 A
Rated voltage	60 V
Number of positions	5
Coding	A - standard
Status display	No
Surge voltage category	II
Pollution degree	3
Insertion/withdrawal cycles	≥ 100

# Termination resistor - SAC-5P-M12MS CAN TR - 1507816

## Technical data

### Material

Inflammability class according to UL 94	HB
Contact material	CuSn
Contact surface material	Ni/Au
Contact carrier material	TPU GF
Material of grip body	TPU, hardly inflammable, self-extinguishing
Material, knurts	Zinc die-cast, nickel-plated

### Cable

## Classifications

### eCl@ss

eCl@ss 4.0	27140815
eCl@ss 4.1	27140815
eCl@ss 5.0	27061801
eCl@ss 5.1	27061801
eCl@ss 6.0	27061801
eCl@ss 7.0	27061801
eCl@ss 8.0	27061801

### ETIM

ETIM 2.0	EC001121
ETIM 3.0	EC001855
ETIM 4.0	EC001855
ETIM 5.0	EC000448

### UNSPSC

UNSPSC 6.01	31251501
UNSPSC 7.0901	31251501
UNSPSC 11	31251501
UNSPSC 12.01	31251501
UNSPSC 13.2	31251501

## Approvals

### Approvals

---

### Approvals

GOST / GOST

---

Ex Approvals

# Termination resistor - SAC-5P-M12MS CAN TR - 1507816

## Approvals

Approvals submitted

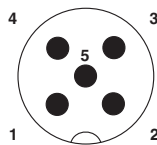
## Approval details

GOST

GOST

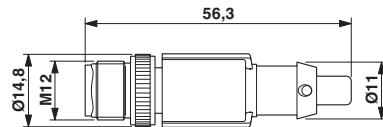
## Drawings

Schematic diagram



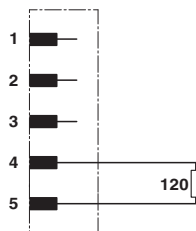
Pin assignment M12 male connector, 5-pos., A-coded, male side

Dimensioned drawing



M12 x 1 plug, straight

Circuit diagram



Internal wiring of connections



## Headquarters & Warehouse

Elektrostraat 17  
NL-7483 PG Haaksbergen  
The Netherlands

T: +31 (0)53 573 33 33  
E: info@texim-europe.com  
Homepage: www.texim-europe.com



### The Netherlands

Elektrostraat 17  
NL-7483 PG Haaksbergen

T: +31 (0)53 573 33 33  
E: nl@texim-europe.com



### Belgium

Zuiderlaan 14, box 10  
B-1731 Zellik

T: +32 (0)2 462 01 00  
E: belgium@texim-europe.com



### UK & Ireland

St Mary's House, Church Lane  
Carlton Le Moorland  
Lincoln LN5 9HS

T: +44 (0)1522 789 555  
E: uk@texim-europe.com



### Germany - North

Bahnhofstrasse 92  
D-25451 Quickborn

T: +49 (0)4106 627 07-0  
E: germany@texim-europe.com



### Germany - South

Martin-Kollar-Strasse 9  
D-81829 München

T: +49 (0)89 436 086-0  
E: muenchen@texim-europe.com



### Austria

Warwitzstrasse 9  
A-5020 Salzburg

T: +43 (0)662 216 026  
E: austria@texim-europe.com



### Nordic

Søndre Jagtvej 12  
DK-2970 Hørsholm

T: +45 88 20 26 30  
E: nordic@texim-europe.com



### Italy

Via Matteotti 43  
IT-20864 Agrate Brianza (MB)

T: +39 (0)39 9713293  
E: italy@texim-europe.com