

COAXIAL CABLE ASSEMBLY

CUSTOMER PRODUCT SPECIFICATION SHEET



CAB411RF: MMCX R/A PLUG + S/S SMA FEMALE STRAIGHT BULKHEAD JACK W/O-RING RATED TO IP68/69K + RG178 CABLE

SPECIFICATIONS :

1. MMCX RIGHT ANGLE PLUG, GOLD PLATED, P/N: RFCT-MMCX003-M78.
2. COAXIAL CABLE, SEE P/N OPTIONS FOR DETAIL.
3. SMA STRAIGHT BULKHEAD JACK W/O-RING, W/SUS303 STAINLESS STEEL BODY, TESTED TO IP68/69K, P/N: RFCT-SMA061-F78 (WITH SILICON O-RING) OR RFCT-SMA061-F78-1 (WITH EPDM O-RING).

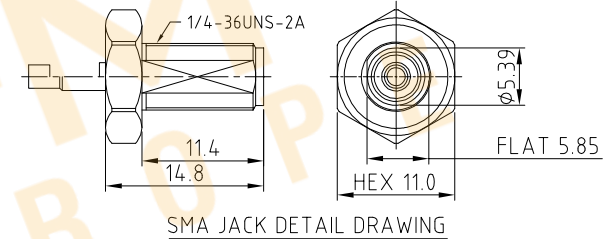
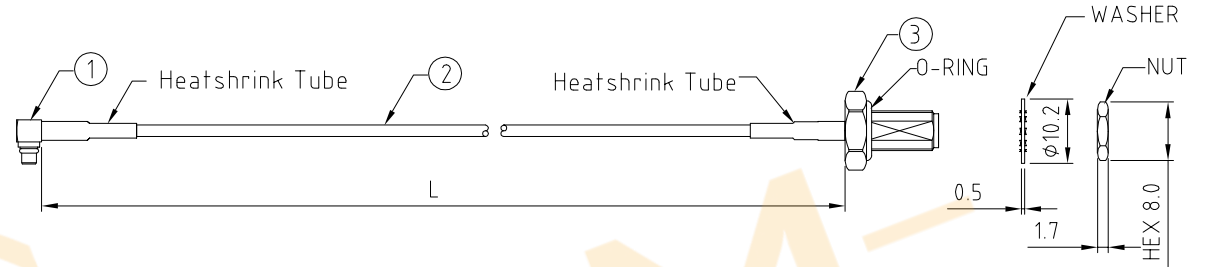
USAGE PRECAUTIONS: CABLES USING 'MICRO' COAX ARE DELICATE:
 (i) HANDLE WITH CARE.
 (ii) DO NOT TWIST; APPLY EXCESSIVE FORCES OR SHARP BENDS TO THE CABLE. DO NOT FORCEFULLY DEFORM WIRES.
 (iii) CONSULT CONNECTOR MANUFACTURER'S DATASHEETS FOR DETAILED NOTES ON HANDLING INSTRUCTIONS.

ENVIRONMENTAL:

- A. BULKHEAD MOUNTED CONNECTOR (RFCT-SMA061-F78) TESTED TO THE FOLLOWING SPECIFICATION:
- i. IP6X - DUST TIGHT - NO PARTICLE INGRESS.
 - ii. IPX8 WATERPROOF FOR 48 HOURS AT 1 METER UNDERWATER.
 - iii. IPX9K WATER SPRAY, 14-16L PER MINUTE, AT 8,000-10,000 KPA, AT 100-150MM DISTANCE FOR 30 SECONDS.

NOTES:

1. THE ORIENTATION OF CONNECTORS ON DRAWING IS FOR REFERENCE ONLY, IF THE ORDER IS LEFT BLANK THE CONNECTOR WILL NOT HAVE FIXED ORIENTATION.
2. FIXED ORIENTATION IS SUGGESTED FOR CABLE LENGTH 50MM TO 100MM. PLEASE SPECIFY THE FIXED ORIENTATIONS FROM THE ORDER CODE (F1, F2, ETC)
3. CONTACT GRADCONN IF THE ORIENTATION YOU REQUIRE IS NOT SHOWN.
4. WORKING FREQUENCY RANGE: DC-3GHz.
5. OPERATING TEMPERATURE: -40°C TO +125°C
6. IMPEDANCE: 50 OHM
7. IF THE CONNECTOR IS USED IN A CORROSIVE ENVIRONMENT, WE RECOMMEND THE CONNECTOR FACE IS PROTECTED WITH A DUST CAP.



HOW TO ORDER
 CAB411RF - X X X X - X X - X - 1 - X

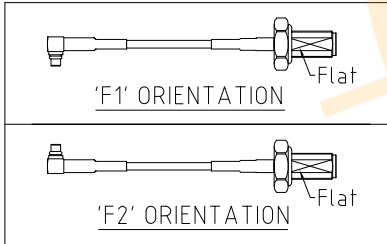
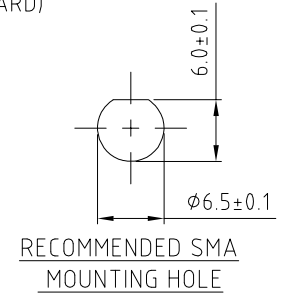
"L" LENGTH IN MM:
 eg: 100MM = 0100
 (MIN. 0050-MAX.0400)
 STANDARD = 0100, 0150, 0200
 Tolerance: 50mm: ±2mm.
 51-200mm: ±5mm.
 201-400mm: ±7mm.

O-RING MATERIAL OPTIONS:
 S = SILICON, RED (STANDARD)
 E = EPDM, BLACK

CABLE SIZE:
 1 = RG178 CABLE, COLOR: BROWN.

WASHER AND NUT OPTIONS:
 BLANK = SEPARATELY PACKED (STANDARD)
 A = ALL ASSEMBLED WITH CONNECTOR

ORIENTATION OPTIONS:
 BLANK = DOES NOT HAVE A FIXED ORIENTATION
 F1 = MMCX CONNECTION DOWN (L=50-200MM)
 F2 = MMCX CONNECTION UP (L=50-200MM)
 (SEE NOTES 1, 2, 3 AND DIAGRAMS FOR MORE INFORMATION)



REV. DATE & DRN
 10 22/06/20 - NYW RELEASE
 11 30/06/20 - NYW AVENIO O-RING ORDERING CODES
 12 28/09/20 - NYW UPDATE P/N NUMBERING
 13 ADD IPX9K TESTING INFO
 14 27/04/21 - NYW ADD NOTE 7.



Scale: NTS	THIRD ANGLE	Unstated: .X, .XX, .XXX ANGLES	Tolerances: N/A, N/A, N/A
Drawn: NYW			
App'd: XXX	Title: CABLE ASSEMBLY		
Date: 27 APR '21	Revision: 1.4	Unit: mm	

IP67/68 Rated Cables

www.gradconn.com

© THIS DRAWING IS CONFIDENTIAL AND MUST NOT BE COPIED OR DISCLOSED WITHOUT WRITTEN CONSENT

Drawing Number: CAB411RF	
Sheet 1	of 1
Drawing ©	E and O E



Headquarters & Warehouse

Elektrostraat 17
 NL-7483 PG Haaksbergen
 The Netherlands

T: +31 (0)53 573 33 33
 E: info@texim-europe.com
 Homepage: www.texim-europe.com



The Netherlands

Elektrostraat 17
 NL-7483 PG Haaksbergen

T: +31 (0)53 573 33 33
 E: nl@texim-europe.com



Belgium

Zuiderlaan 14, box 10
 B-1731 Zellik

T: +32 (0)2 462 01 00
 E: belgium@texim-europe.com



UK & Ireland

St Mary's House, Church Lane
 Carlton Le Moorland
 Lincoln LN5 9HS

T: +44 (0)1522 789 555
 E: uk@texim-europe.com



Germany - North

Bahnhofstrasse 92
 D-25451 Quickborn

T: +49 (0)4106 627 07-0
 E: germany@texim-europe.com



Germany - South

Martin-Kollar-Strasse 9
 D-81829 München

T: +49 (0)89 436 086-0
 E: muenchen@texim-europe.com



Austria

Warwitzstrasse 9
 A-5020 Salzburg

T: +43 (0)662 216 026
 E: austria@texim-europe.com



Nordic

Søndre Jagtvej 12
 DK-2970 Hørsholm

T: +45 88 20 26 30
 E: nordic@texim-europe.com



Italy

Via Matteotti 43
 IT-20864 Agrate Brianza (MB)

T: +39 (0)39 9713293
 E: italy@texim-europe.com