

CAB417RF: I-PEX MHF 4L LK PLUG + SMA STRAIGHT BULKHEAD JACK WITH O-RING RATED TO IP67/68 + 1.37MM CABLE, 6GHz

SPECIFICATIONS :

1. I-PEX MHF 4L LK PLUG, P/N:20632-001R-37.  
LOCK: 3615-000
2. 1.37MM COAXIAL CABLE, COLOR: BLACK
3. SMA STRAIGHT BULKHEAD JACK WITH O-RING RATED TO IP67/68, P/N: RFCT-SMA069-F78.

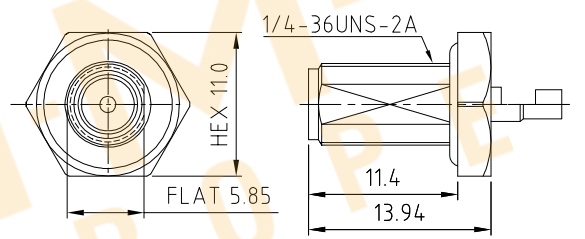
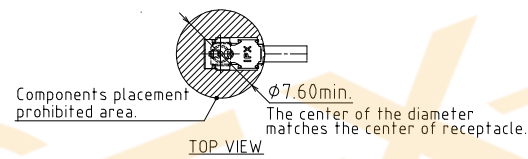
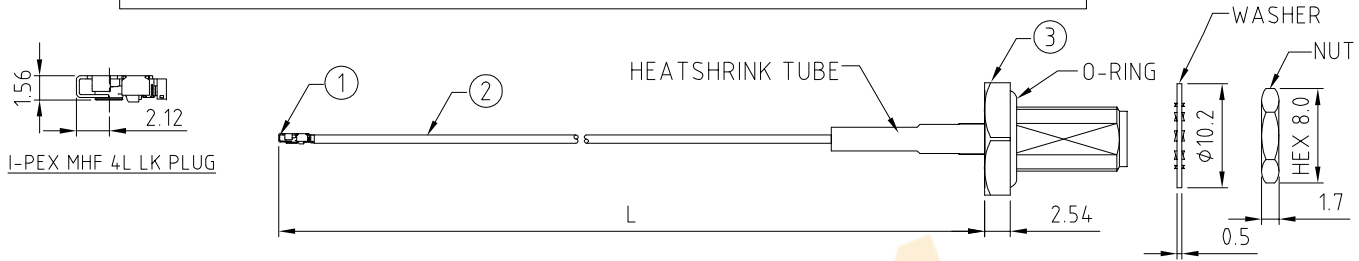
**USAGE PRECAUTIONS: CABLES USING 'MICRO' COAX ARE DELICATE:**  
 (i) HANDLE WITH CARE.  
 (ii) DO NOT TWIST; APPLY EXCESSIVE FORCES OR SHARP BENDS TO THE CABLE. DO NOT FORCEFULLY DEFORM WIRES.  
 (iii) CONSULT CONNECTOR MANUFACTURER'S DATASHEETS FOR DETAILED NOTES ON HANDLING INSTRUCTIONS.

ENVIRONMENTAL:

- A. BULKHEAD MOUNTED CONNECTOR (RFCT-SMA069-F78) RATED TO THE FOLLOWING SPECIFICATION:
- i. IP6X - DUST TIGHT - NO PARTICLE INGRESS.
  - ii. IPX7 WATERPROOF FOR 30 MINUTES UP TO 1 METER UNDERWATER.
  - iii. IPX8 WATERPROOF FOR 48 HOURS AT 1 METER UNDERWATER.

NOTES:

1. THE ORIENTATION OF CONNECTORS ON DRAWING IS FOR REFERENCE ONLY, IF THE ORDER IS LEFT BLANK THE CONNECTOR WILL NOT HAVE FIXED ORIENTATION.
2. FIXED ORIENTATION IS SUGGESTED FOR CABLE LENGTH 50MM TO 100MM. PLEASE SPECIFY THE FIXED ORIENTATIONS FROM THE ORDER CODE (F1, F2, ETC)
3. CONTACT GRADCONN IF THE ORIENTATION YOU REQUIRE IS NOT SHOWN.
4. WORKING FREQUENCY RANGE: DC-6GHz.
5. OPERATING TEMPERATURE: -40°C~+85°C.
6. IMPEDANCE: 50 Ohm.

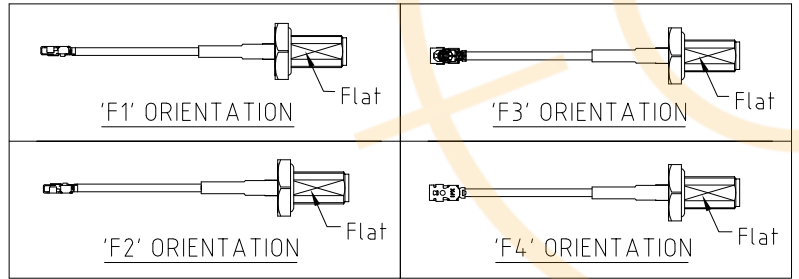
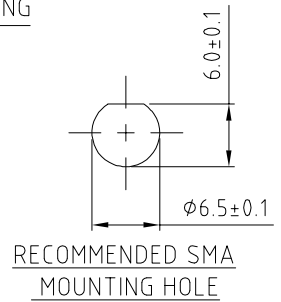


HOW TO ORDER  
 CAB417RF - X X X X - X X - X - 1

"L" LENGTH IN MM:  
 eg: 100MM = 0100  
 (MIN. 0050-MAX.0400)  
 STANDARD = 0100, 0150, 0200)  
 Tolerance: 50-200mm: ±5mm.  
 201-400mm: ±7mm.

CABLE SIZE:  
 1 = φ1.37MM CABLE, COLOR: BLACK  
 WASHER AND NUT OPTIONS:  
 BLANK = SEPARATELY PACKED (STANDARD)  
 A = ASSEMBLED WITH CONNECTOR

ORIENTATION OPTIONS:  
 BLANK = DOES NOT HAVE A FIXED ORIENTATION  
 F1 = MHF CONNECTION DOWN (L=50-200MM)  
 F2 = MHF CONNECTION UP (L=50-200MM)  
 F3 = MHF CONNECTION AND D FLAT SAME ORIENTATION (L=50-200MM)  
 F4 = MHF CONNECTION AND D FLAT OPPOSITE ORIENTATION (L=50-200MM)  
 (SEE NOTES 1, 2, 3 AND DIAGRAMS FOR MORE INFORMATION)



REV. DATE & DRN  
 10 20/07/20 - CC RELEASE  
 11 25/08/20 - NYM  
 ADD WASHER & NUT OPTIONS.  
 12 ADD PART NUMBERING  
 ADD MHF PROHIBITED AREA.  
 13 29/04/21 - NYM  
 AMEND MHF 4L LK DRAWING.



Scale: NTS	THIRD ANGLE	Unstated X XX XXX ANGLES	Tolerances: N/A N/A N/A N/A
Drawn: CC			
App'd: XXX	Title CABLE ASSEMBLY		
Date: 29 APR. '21	Revision: 13	Unit: mm	



Drawing Number: CAB417RF	
Sheet 1	of 1
Drawing ©	E and O E



## Headquarters & Warehouse

Elektrostraat 17  
NL-7483 PG Haaksbergen  
The Netherlands



T: +31 (0)53 573 33 33  
E: info@texim-europe.com  
Homepage: www.texim-europe.com



## The Netherlands

Elektrostraat 17  
NL-7483 PG Haaksbergen

T: +31 (0)53 573 33 33  
E: nl@texim-europe.com



## Belgium

Zuiderlaan 14, box 10  
B-1731 Zellik

T: +32 (0)2 462 01 00  
E: belgium@texim-europe.com



## UK & Ireland

St Mary's House, Church Lane  
Carlton Le Moorland  
Lincoln LN5 9HS

T: +44 (0)1522 789 555  
E: uk@texim-europe.com



## Germany - North

Bahnhofstrasse 92  
D-25451 Quickborn

T: +49 (0)4106 627 07-0  
E: germany@texim-europe.com



## Germany - South

Martin-Kollar-Strasse 9  
D-81829 München

T: +49 (0)89 436 086-0  
E: muenchen@texim-europe.com



## Austria

Warwitzstrasse 9  
A-5020 Salzburg

T: +43 (0)662 216 026  
E: austria@texim-europe.com



## Nordic

Søndre Jagtvej 12  
DK-2970 Hørsholm

T: +45 88 20 26 30  
E: nordic@texim-europe.com



## Italy

Via Matteotti 43  
IT-20864 Agrate Brianza (MB)

T: +39 (0)39 9713293  
E: italy@texim-europe.com