

SMD for reflow soldering



STH for reflow soldering



MSL1

MSL1

Height < 8 mm / 0.315"

Height < 8 mm / 0.315"


Closed clamp

Closed clamp



Last release

Your drawings and notes



General data

Dimensional class:	low
Standard colour:	black
Pitches:	imperial 3.81 mm, 7.62 mm (.150 in, .300 in)
Screw dimension:	M2
Recommended/highest tightening torque:	0.2/0.25 Nm (1.77/2.21 lbf-in)
PCB thickness:	max. 2.4 mm (.094 in)
PCB hole diameter for peg:	1.4 mm (.055 in)
PCB hole diameter for pin:	min. 1.3 mm (.051 in)
Stripping length:	5÷6 mm (.197 in)
Operating temp. range:	-40 °C ÷ +105 °C (-40 °F ÷ +221 °F)
Contact resistance:	<15 mΩ
Insulating material group:	I (CTI ≥ 600V)
Self-extinguishing class UL94:	V0
Insulation resistance:	>10 ⁹ Ω (500V DC)

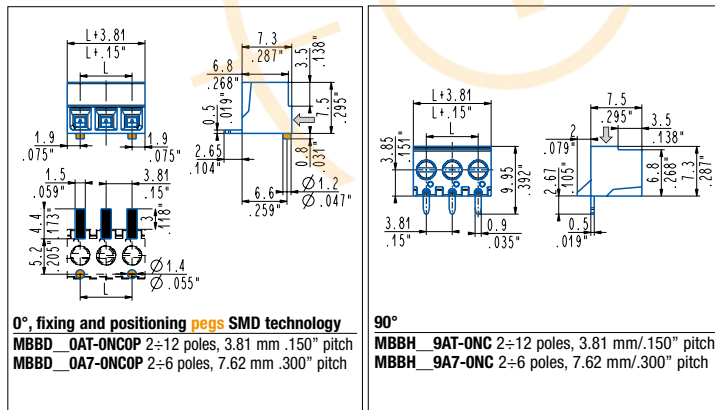
Certifications

UL (n. E167473)
300 V - 7 A - 28÷18 AWG

Data according to

IEC EN 60947-7-4
160 V - 9 A - 0.75 mm² for 3.81 mm pitch
600 V - 9 A - 0.75 mm² 7.62 mm pitch

Application values for end-use equipment have to be in accordance to norms and applicable to it. The certifications of some product's versions could be pending, for more detailed and updated data please refer to our web site www.sauro.net or your representative Sales Manager.



Distributed by:

www.texim-europe.com



Distributed by www.texim-europe.com

Disclaimer

ALL PRODUCTS, PRODUCT SPECIFICATIONS AND DATA ARE SUBJECT TO CHANGE WITHOUT NOTICE TO IMPROVE RELIABILITY, FUNCTION OR DESIGN OR OTHERWISE.

Texim Europe B.V. its affiliates, agents, and employees, and all persons acting on its or their behalf (collectively, "Texim"), disclaim any and all liability for any errors, inaccuracies or incompleteness contained in any datasheet or in any other disclosure relating to any product.

Texim makes no warranty, representation or guarantee regarding the suitability of the products for any particular purpose or the continuing production of any product.

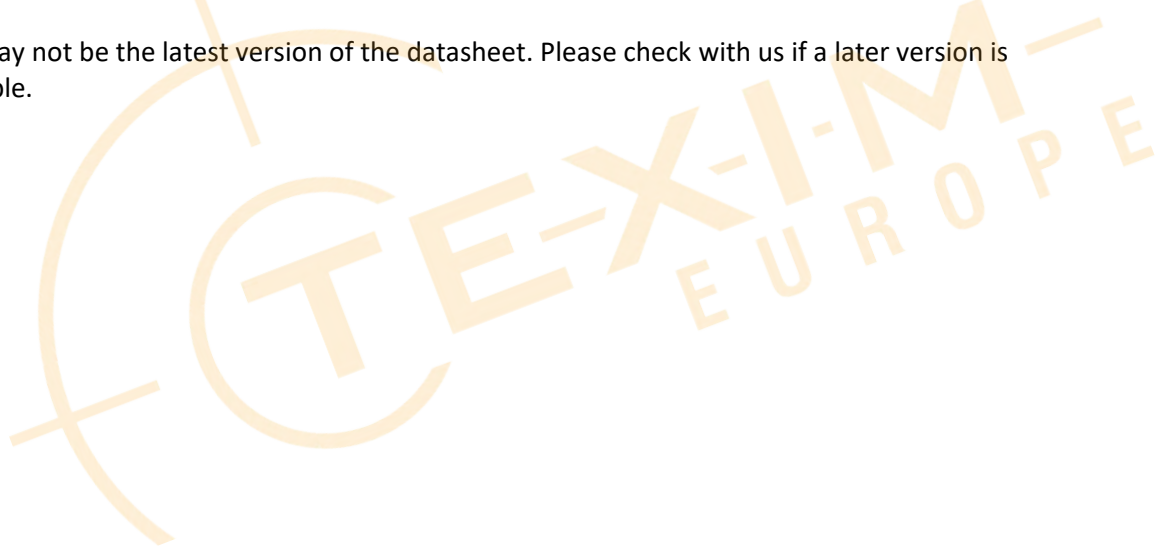
It is the customer's responsibility to validate that a particular product with the properties described in the product specification is suitable for use in a particular application.

Parameters provided in datasheets and / or specifications may vary in different applications and performance may vary over time.

All operating parameters, including typical parameters, must be validated for each customer application by the customer's technical experts.

Please contact us if you have any questions about the contents of the datasheet.

This may not be the latest version of the datasheet. Please check with us if a later version is available.





Headquarters & Warehouse

Elektrostraat 17
 NL-7483 PG Haaksbergen
 The Netherlands

T: +31 (0)53 573 33 33
 E: info@texim-europe.com
 Homepage: www.texim-europe.com



The Netherlands

Elektrostraat 17
 NL-7483 PG Haaksbergen

T: +31 (0)53 573 33 33
 E: nl@texim-europe.com



Belgium

Zuiderlaan 14, box 10
 B-1731 Zellik

T: +32 (0)2 462 01 00
 E: belgium@texim-europe.com



UK & Ireland

St Mary's House, Church Lane
 Carlton Le Moorland
 Lincoln LN5 9HS

T: +44 (0)1522 789 555
 E: uk@texim-europe.com



Germany - North

Bahnhofstrasse 92
 D-25451 Quickborn

T: +49 (0)4106 627 07-0
 E: germany@texim-europe.com



Germany - South

Martin-Kollar-Strasse 9
 D-81829 München

T: +49 (0)89 436 086-0
 E: muenchen@texim-europe.com



Austria

Warwitzstrasse 9
 A-5020 Salzburg

T: +43 (0)662 216 026
 E: austria@texim-europe.com



Nordic

Søndre Jagtvej 12
 DK-2970 Hørsholm

T: +45 88 20 26 30
 E: nordic@texim-europe.com



Italy

Via Matteotti 43
 IT-20864 Agrate Brianza (MB)

T: +39 (0)39 9713293
 E: italy@texim-europe.com