


RRC-PMM20

Power Management Module for integration into all applications using RRC20xx batteries

P/N: 110269



Distributed by:



www.texim-europe.com

Picture only for reference – PMM20 and RRC2054-2



The PMM20 enables internal charging of batteries and facilitates a seamless switch between mains and battery power, ensuring uninterrupted operation and reliable power backup in a space-saving design. Multiple PMMs can be used in parallel inside one device to combine more batteries.

Features & Benefits

- **Easy to design in**
 - Easily integrable into slot design
 - Integrated 180° battery connector for different connection options
 - Maximum flexibility: Various mounting options
 - Small footprint & slim design to not waste space within the application
 - wide DC input voltage range to perfectly match the application's needs
- **Plug & Play available embedded charging solution for RRC standard battery packs**
 - Time to market: no development time, immediate product availability
 - No NRE: no additional development, approvals, or design costs
 - Low total cost of ownership
- **Power management functionality**
 - Seamless switch between mains and battery power
 - Up to 40W charging power in power supply mode
- **Fully compliant with Smart Battery Specification**
 - SMBus communication with battery and host
- **Worldwide certified for industrial and medical applications**
- **Configurable**
 - Programmable limits for input current, charging current and charging voltage
 - Status signal can directly drive a LED

Characteristics

Input (Power Supply Output)	
Input voltage range	7.50V – 24.00V, min. Battery charge voltage +1.00V
Input power	240.00W max.
Input current	10.00A max.
Input fuse	12A
Protection	Reverse polarity, short current

Application Output	
Output voltage range	Equal to DC input voltage if external DC power supply is present. Equal to battery voltage if no external DC power supply is present.
Total output power	168.00W max. in battery mode 160.00W max. in power supply mode
Output current	10.00A max.
Output fuse	12A

Power Management	
Automatic power source selection with seamless transition between ext. DC power supply and battery	

Battery Input / Output	
Battery charge voltage	Up to 17.40V
Battery charge current	Up to 3.60A
Battery charge power	Up to 40.00W
Battery discharge current	10.00A max.
Protection	Battery short circuit, over-temperature, over-voltage, over-current & reverse polarity
Standby current	200µA

Environmental Condition	
Operating Temperature	-20° to 60°C
Transport & Storage Temperature	-20° to 60°C
Relative Humidity	5% - 95% non-condensing
Altitude	5000m for operation and storage

Recommended Voltage for External AC/DC Power Supplies				
Battery architecture	1SxP,	2SxP,	3SxP,	4SxP
DC input voltage	6.00VDC,	12.00VDC,	15.00VDC,	19.00VDC
Power supply wattage @ 4.00A max input current	≥30.00W,	≥48.00W,	≥64.00W,	≥80.00W
Power supply wattage @ 8.00A max input current	≥60.00W,	≥96.00W,	≥128.00W,	≥160.00W

RRC-PMM20

Regulatory Approvals	
International	IEC 60601-1(ed.3), IEC 60601-1(ed.3) am1 Test report acc. IEC62368-1
Europe	CE, UKCA (EMC)
USA	FCC (EMC)
Environmental	RoHS REACH WEEE

Mechanical Details	
Board dimensions (LxWxH)	~87mm x 22.40mm, without cables and connectors With three mounting holes
Weight	~16g
Battery Connector	1x battery pack accessible via 180° mating connector for RRC20xx batteries
Input/Output Connector	1x 90° / 4pin JST style header on PCBA
Communication Interface	90° / 5pin JST style header on PCBA with 2xSMBus lines, GND and 2xGPIO

To facilitate a fast design-in process for developers, RRC provides 3D data and detailed specifications of the power management module RRC-PMM20 and RRC smart batteries. For an application note related to the power management module with additional details, contact your RRC representative. For further information on the RRC smart batteries, please refer to the RRC website (www.rrc-ps.com).



Germany/Headquarters

RRC power solutions GmbH
Technologiepark 1
66424 Homburg / Saar

Tel.: +49 6841 98090
Fax: +49 6841 9809280
Email: sales@rrc-ps.com
Web: www.rrc-ps.com

USA

RRC power solutions Inc.
18340 Yorba Linda Blvd.,
107-437
Yorba Linda, CA 92886

Tel.: +1 714 777 3604
Fax: +1 714 777 3658
Email: usa@rrc-ps.com
Web: www.rrc-ps.com

Hong Kong

RRC power solutions Ltd.
S-V,6/F, Valiant Industrial
Centre 2-12 Au Pui Wan Street
Fo Tan, N.T., Hong Kong

Tel.: +852 2376 0106
Fax: +852 2375 0107
Email: hkrcc@rrc-ps.cn
Web: www.rrc-ps.cn

China

RRC power solutions Ltd.
Room 1306, C Building,
Tianan International building,
Renmin South Road, Luohu
District, Shenzhen 518021

Tel.: +86 755 8374 1908
Fax: +86 755 8374 1861
Email: hkrcc@rrc-ps.cn
Web: www.rrc-ps.cn

Disclaimer

ALL PRODUCTS, PRODUCT SPECIFICATIONS AND DATA ARE SUBJECT TO CHANGE WITHOUT NOTICE TO IMPROVE RELIABILITY, FUNCTION OR DESIGN OR OTHERWISE.

Texim Europe B.V. its affiliates, agents, and employees, and all persons acting on its or their behalf (collectively, "Texim"), disclaim any and all liability for any errors, inaccuracies or incompleteness contained in any datasheet or in any other disclosure relating to any product.

Texim makes no warranty, representation or guarantee regarding the suitability of the products for any particular purpose or the continuing production of any product.

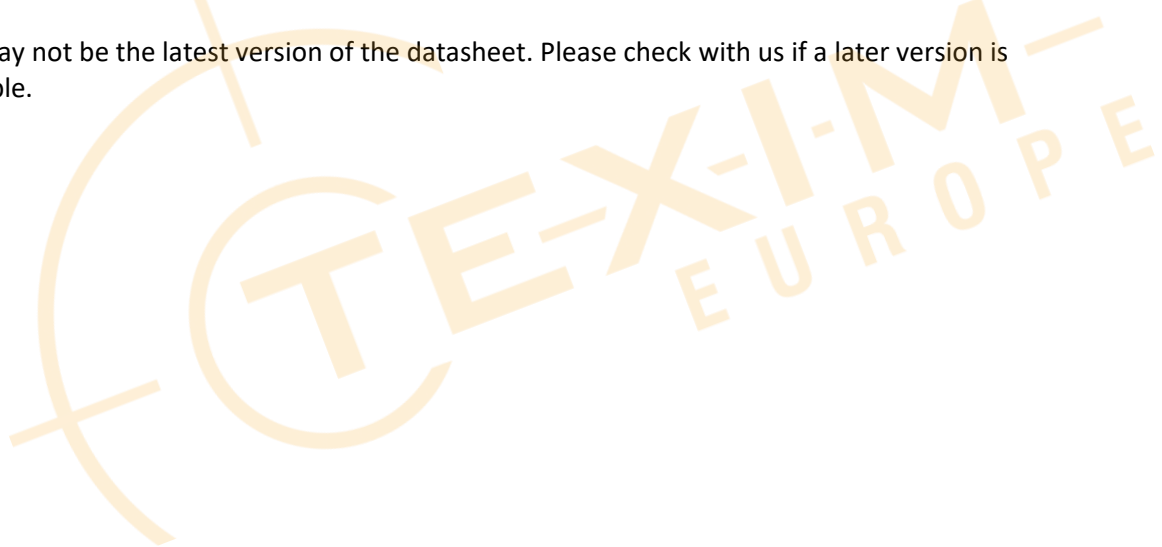
It is the customer's responsibility to validate that a particular product with the properties described in the product specification is suitable for use in a particular application.

Parameters provided in datasheets and / or specifications may vary in different applications and performance may vary over time.

All operating parameters, including typical parameters, must be validated for each customer application by the customer's technical experts.

Please contact us if you have any questions about the contents of the datasheet.

This may not be the latest version of the datasheet. Please check with us if a later version is available.





Headquarters & Warehouse

Elektrostraat 17
NL-7483 PG Haaksbergen
The Netherlands

T: +31 (0)53 573 33 33
E: info@texim-europe.com
Homepage: www.texim-europe.com



The Netherlands

Elektrostraat 17
NL-7483 PG Haaksbergen

T: +31 (0)53 573 33 33
E: nl@texim-europe.com



Belgium

Zuiderlaan 14, box 10
B-1731 Zellik

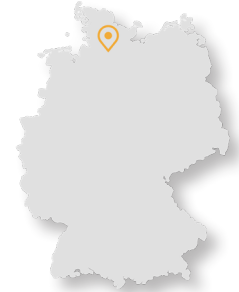
T: +32 (0)2 462 01 00
E: belgium@texim-europe.com



UK & Ireland

St Mary's House, Church Lane
Carlton Le Moorland
Lincoln LN5 9HS

T: +44 (0)1522 789 555
E: uk@texim-europe.com



Germany - North

Bahnhofstrasse 92
D-25451 Quickborn

T: +49 (0)4106 627 07-0
E: germany@texim-europe.com



Germany - South

Martin-Kollar-Strasse 9
D-81829 München

T: +49 (0)89 436 086-0
E: muenchen@texim-europe.com



Austria

Warwitzstrasse 9
A-5020 Salzburg

T: +43 (0)662 216 026
E: austria@texim-europe.com



Nordic

Søndre Jagtvej 12
DK-2970 Hørsholm

T: +45 88 20 26 30
E: nordic@texim-europe.com



Italy

Martin-Kollar-Strasse 9
D-81829 München

T: +49 (0)89 436 086-0
E: italy@texim-europe.com