

Country of Origin : China
 Operating Temperature : 0~40 [°C]
 Dimension : 75 x 34 x 43 [mm]
 Efficiency level (ErP) : VI

Distributed by:



Approvals / Marks :



Specifications

Model	Voltage DC [V]	Loading [A]	Max. Power [W]	Ripple / Noise [mV] p-p	Connector [mm]
SYS1308N-1505-Wxx	5 (setup 5.1)	0~3.00	15	150	2.1x5.5x11
SYS1308N-1505-Wxx	5 (setup 5.1)	0~3.00	15	200	micro USB
SYS1308N-1807-Wxx	7.5	0~2.40	18	180	2.1x5.5x11
SYS1308N-1809-Wxx	9	0~2.00	18	180	2.1x5.5x11
SYS1308N-2412-Wxx	12	0~2.00	24	200	2.1x5.5x11
SYS1308N-2415-Wxx	15	0~1.60	24	200	2.1x5.5x11
SYS1308N-2418-Wxx	18	0~1.33	24	240	2.1x5.5x11
SYS1308N-2424-Wxx	24	0~1.00	24	240	2.1x5.5x11
SYS1308N-2448-Wxx (CE only)	48	0~0.50	24	480	2.1x5.5x11

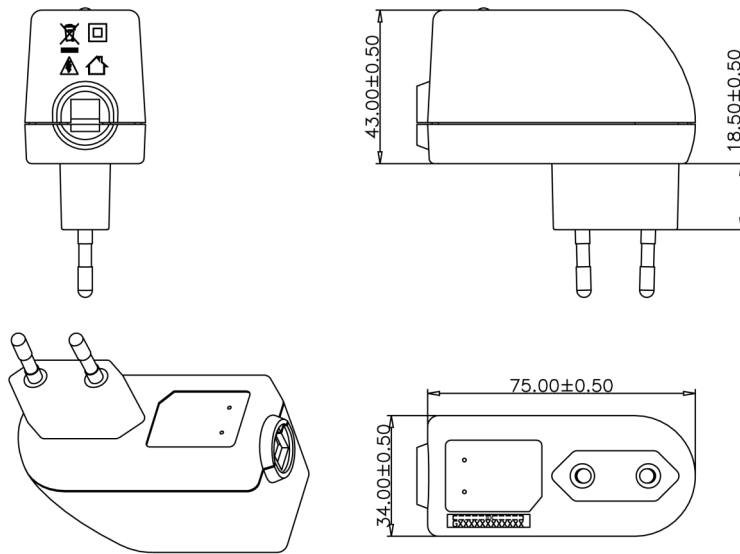
Features:

Certified plugs Wxx = W2E - Europe | W3U - England | W2 - USA, Canada, Japan, Taiwan | W2A - Australia | W2K - Korea | W2C - China

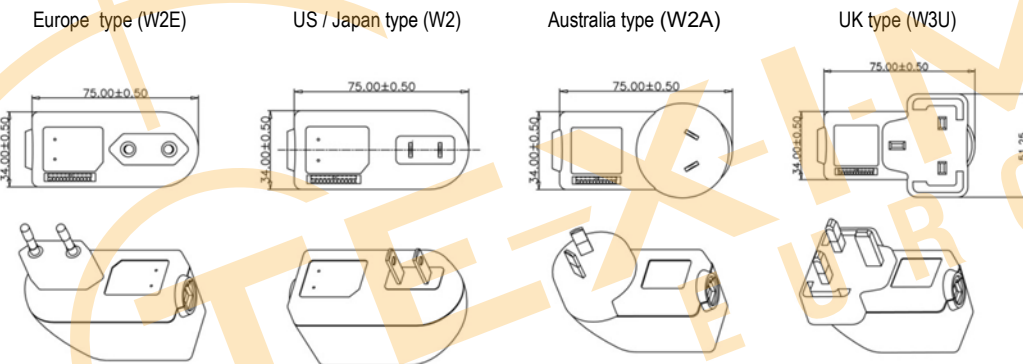
Output connector: standard: 2.1 x 5.5 x 11mm or customer requirement | Regulated Output With Low Ripple Noise | Safety Agency Requirements and EMI/EMS Certified
 Private Label Marking Available | Modified and Custom Design Available | 2 Years Warranty

OUTPUT		CE	
Turn delay	3000ms max 3S max on the condition that input volotage 230V, full load.	EMC	2014/30/EU
Hold up time	5ms min@AC nominal input@output full load	LVD	2014/35/EU EN 62368-1:2014+A11:2017
Efficiency	>81.39% min. Eff= 0.071 x ln(Po/1W) - 0.0014 x Po/1W + 0.67 Directive EU 2019/1782	SAFETY	
Transient response (dv,tmax)	0.6V dv max At AC nominal input loading from 20%load to 80% load 10ms tmax Dynamic rise time 10 us max,duty 40ms max.Dynamic load step is slew rate of 0.5A/us	CE CB TUV/GS UKCA	
Burn in limit	Ambient temp: 35C+-3%; 80% load; input voltage 230V; 2 hours.	OTHERS	
Power consumption	0.1W max. At AC nominal input@output min load	Dielectric Strength (Hi-pot)	HI-POT B / IEC 320 2pin primary to secondary 4000Vdc 10mA 1min
INPUT		M.T.B.F	500,000 Calculated Hours at 25°C, by Telcordia SR -332
Voltage	(90~264)VAC	Cable Length	1830mm (6 feet) standard cable or as required
Frequency	(47 ~ 63)Hz	PLD (power line disturbance)	Line power surge Line voltage SAG-more info on request
Current	1A rms@AC low line input and DC output full load	Cooling method	Natural Convection Cooling
Inrush Surge Current (cold start)	60A max@power supply cold start, ambient temperature 25°C @100Vac/240Vac nominal AC input	Housing material	PC
leakage current	<0.25 mA @ 240VAC input	Temperature coefficient:	<±0.5%/°C
PROTECTION		ENVIRONMENT	
Over current/ Short protection	The power supply will self-protect any output to ground, And auto recovery when abnormal circuit faults remove. An output short circuit is defined as any output impedance of less than 0.1 ohms.	Temperature	Operating: 0~40°C / Storage: -20%~85%RH non condensing
Over Voltage	The power supply will not be auto recovered when faults remove 110%-150%. (Voltage limit)	Humidity	Operating: 8%~90%RH / Storage: 5%~95% RH non condensing
Input protection	2A /250V Fuse. The power supply shall be protected against power line surges and any abnormal condition	WEIGHT	
No Load protection	The power supply is provided with no load operation to prevent the power supply and system from damage.	NW: 116-133g/pc based on the model	
Protection class	II	Box cca 12kg based on the model	
		PACKING	
		Box	80 pcs/1 box

Mechanical case specification:



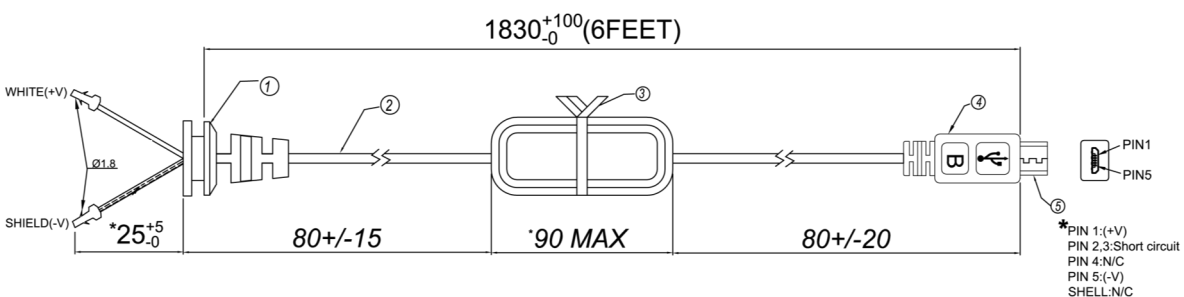
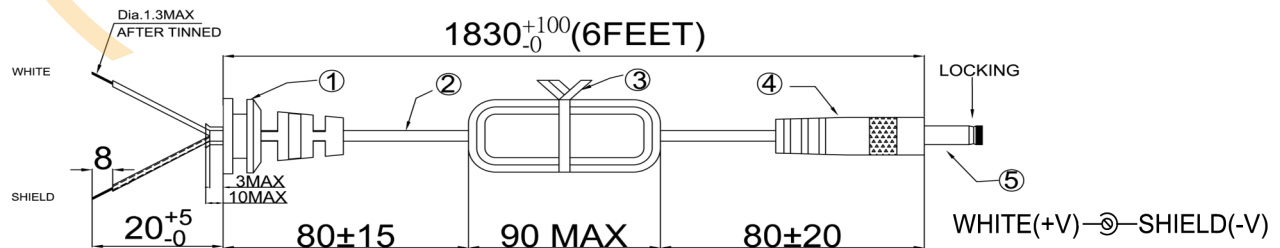
Mechanical specification (country housing):



Cable specification:

1185#20*1C + shield / 6FT (1830mm)

Micro USB : 1185#18*1C + shield / 6FT (1830mm)



Disclaimer

ALL PRODUCTS, PRODUCT SPECIFICATIONS AND DATA ARE SUBJECT TO CHANGE WITHOUT NOTICE TO IMPROVE RELIABILITY, FUNCTION OR DESIGN OR OTHERWISE.

Texim Europe B.V. its affiliates, agents, and employees, and all persons acting on its or their behalf (collectively, "Texim"), disclaim any and all liability for any errors, inaccuracies or incompleteness contained in any datasheet or in any other disclosure relating to any product.

Texim makes no warranty, representation or guarantee regarding the suitability of the products for any particular purpose or the continuing production of any product.

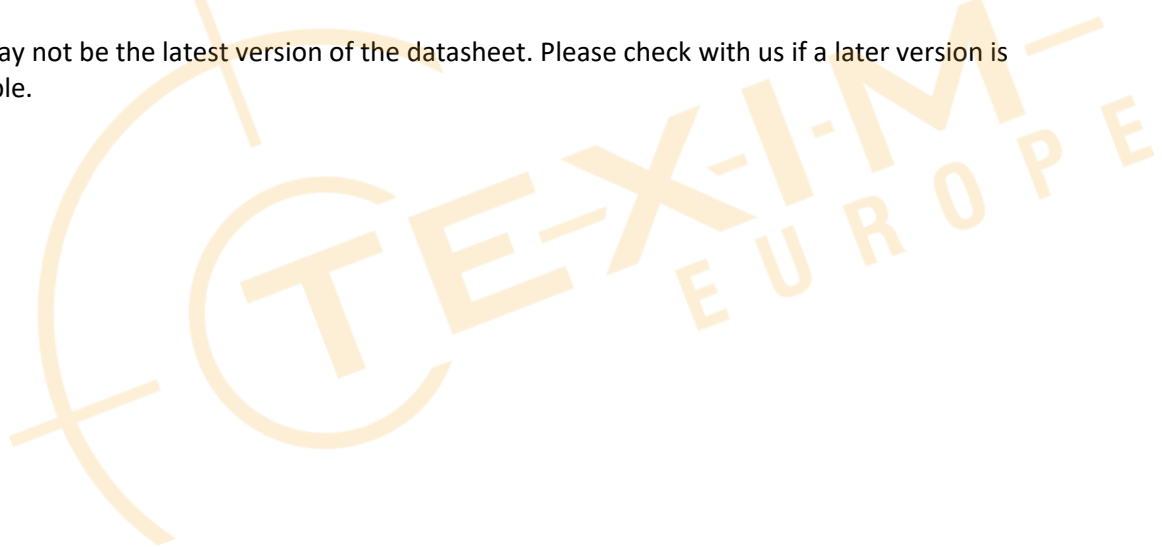
It is the customer's responsibility to validate that a particular product with the properties described in the product specification is suitable for use in a particular application.

Parameters provided in datasheets and / or specifications may vary in different applications and performance may vary over time.

All operating parameters, including typical parameters, must be validated for each customer application by the customer's technical experts.

Please contact us if you have any questions about the contents of the datasheet.

This may not be the latest version of the datasheet. Please check with us if a later version is available.





Headquarters & Warehouse

Elektrostraat 17
NL-7483 PG Haaksbergen
The Netherlands

T: +31 (0)53 573 33 33
E: info@texim-europe.com
Homepage: www.texim-europe.com



The Netherlands

Elektrostraat 17
NL-7483 PG Haaksbergen

T: +31 (0)53 573 33 33
E: nl@texim-europe.com



Belgium

Zuiderlaan 14, box 10
B-1731 Zellik

T: +32 (0)2 462 01 00
E: belgium@texim-europe.com



UK & Ireland

St Mary's House, Church Lane
Carlton Le Moorland
Lincoln LN5 9HS

T: +44 (0)1522 789 555
E: uk@texim-europe.com



Germany - North

Bahnhofstrasse 92
D-25451 Quickborn

T: +49 (0)4106 627 07-0
E: germany@texim-europe.com



Germany - South

Martin-Kollar-Strasse 9
D-81829 München

T: +49 (0)89 436 086-0
E: muenchen@texim-europe.com



Austria

Warwitzstrasse 9
A-5020 Salzburg

T: +43 (0)662 216 026
E: austria@texim-europe.com



Nordic

Søndre Jagtvej 12
DK-2970 Hørsholm

T: +45 88 20 26 30
E: nordic@texim-europe.com



Italy

Martin-Kollar-Strasse 9
D-81829 München

T: +49 (0)89 436 086-0
E: italy@texim-europe.com