



Wall mount

SYS1541-Wxx series

15W~24W



GREEN MODE

RoHS

Country of Origin : China
 Operating Temperature : 0~40 [°C]
 Dimension : 93.5 x 46 x 35.8 [mm]
 Certified AC Plugs: EU, UK, USA/Japan, Aus, Korea, Brazil, Argentina, China, India, S. Africa
 Efficiency level (ErP) : VI



Approvals / Marks :



Specifications

Model	Voltage DC [V]	Loading [A]	Max. Power [W]	Ripple / Noise [mV] p-p	Connector [mm]
SYS1541-1505-Wxx*	5 (setup 5.1)	0~3.0	15	200	2.1x5.5x11
SYS1541-1505-Wxx*	5 (setup 5.1)	0~3.0	15	200	USB-C
SYS1541-1809-Wxx*	9	0~2.0	18	200	2.1x5.5x11
SYS1541-2412-Wxx*	12	0~2.0	24	200	2.1x5.5x11
SYS1541-2415-Wxx*	15	0~1.6	24	200	2.1x5.5x11
SYS1541-2418-Wxx*	18	0~1.33	24	240	2.1x5.5x11
SYS1541-2424-Wxx*	24	0~1.0	24	240	2.1x5.5x11

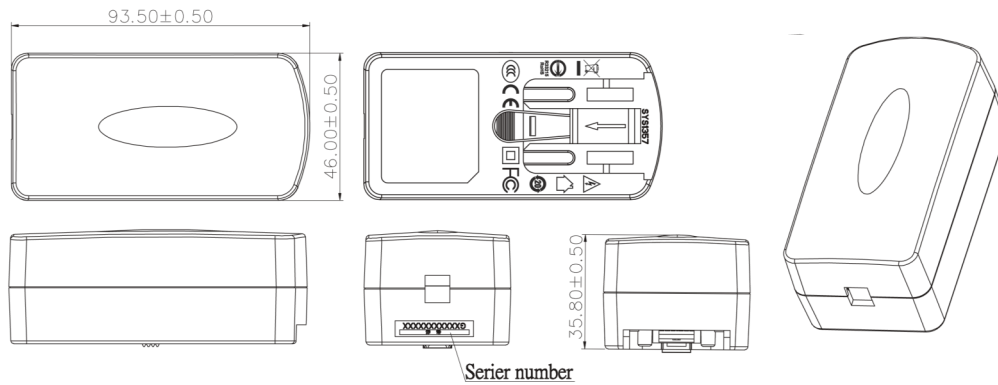
Features:

Certified plugs
 Wxx = W2E - Europe | W3U - England | W2 - USA, Canada, Japan, Taiwan | W2A - Australia | W2B - Brazil | W2G - Argentina | W2C - China | W2K - Korea | W2I - India | W3S - South Africa, India
 Output connector: standard: 2.1 x 5.5 x 11mm or customer requirement | Regulated Output With Low Ripple Noise | Safety Agency Requirements and EMI/EMS Certified
 Private Label Marking Available | Modified and Custom Design Available | 2 Years Warranty

OUTPUT	
Turn delay	3000 ms max@AC low line input@output full load
Hold up time	5ms min@AC nominal input@output full load (>half cycle)
Efficiency (Normal)	Meet CEC,DOE,ERP,MEPS Level VI @115v/60HZ,230V/50HZ
Transient response (dv,tmax)	0.6V dv max At AC nominal input loading from 20%load to 80%load Dynamic rise time 10us max,duty 40ms max,Dynamic load step is slew rate of 0.5A/us
Power out.Limit	Peak 28w
Burn in limit	Full load 2 Hours
Power consumption	Less than 0.075W ms max. At AC nominal input@output min load
INPUT	
Voltage	(90~264)VAC
Frequency	(47~63)hz
Current	0.5A rms@AC low line input and DC output full load
Inrush Surge Current (cold start)	40/60A max@power supply cold start,ambient temperature 25°C @115Vac/230Vac nominal AC input
leakage current	0.25mA Max
PROTECTION	
Over current/ Short protection	The power supply will self-protect any output to ground. And auto recovery when abnormal circuit faults remove ,An output short circuit is defined as any output impedance of less than 0.1 ohms.
Over Voltage	The power supply will be auto recovered when faults remove
Input protection	F1:1A 250V Fuse The power supply shall be protected
No Load protection	The power supply is provided with no load operation to
Protection class	II, (ITU-T.K.21 Surge 6KV on request)

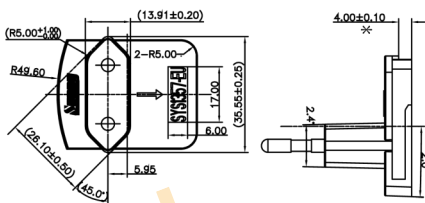
CE	
EMC	2014/30/EU
LVD	2014/35/EU EN 62368-1:2014+A11:2017
SAFETY	
CB CE GS FCC cULus CCC BSMI PSE KCC(1505,2412,2415,2424) SAA RCM PSB(1505,2412,2424) NOM(2412) UKCA EAC INMETRO BIS(2412,2424) S-MARK UkrSEPRO LoA SIL(1505)	
OTHERS	
Dielectric Strength	Primary to Secondary:3000VAC 10mA/60S
M.T.B.F	500,000 Calculated Hours at 25°C, by Telcordia SR-332
Cable Length	1500mm (5 feet) standard cable or as required
PLD (power line disturbance)	Line power surge Line voltage SAG-more info on request
Cooling method	Natural Convection Cooling
Housing material	PC
Temperature coefficient:	< ±0.5% / °C
ENVIRONMENT	
Temperature	Operating: 0~40°C / Storage: -20~85°C
Humidity	Operating: 8%~90%RH / Storage: 5%~95% RH non con-
WEIGHT	
NW:	135g/pc
GW:	12.5kg/box
PACKING	
PE plastic bag	63 pcs/1 box

Mechanical case specification:

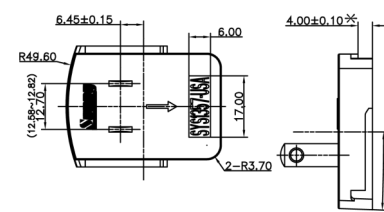


Mechanical specification (country housing):

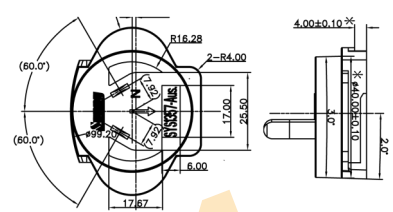
Europe type (W2E)



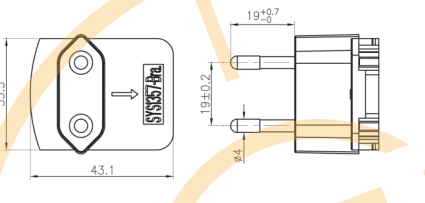
US type (W2)



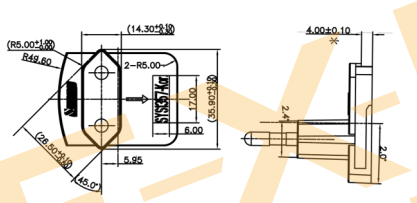
Australia type (W2A)



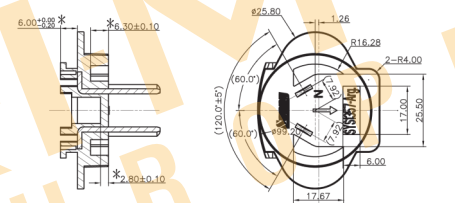
Brazil type (W2B)



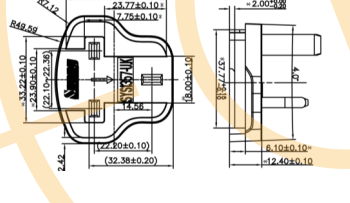
Korea type (W2K)



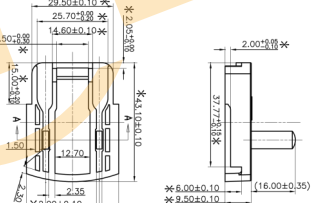
Argentina type (W2G)



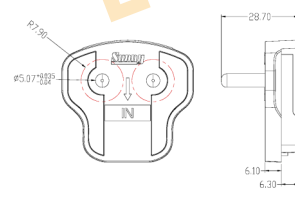
UK type (W3U)



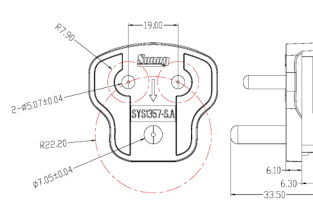
China type (W2C)



India type (W2I)

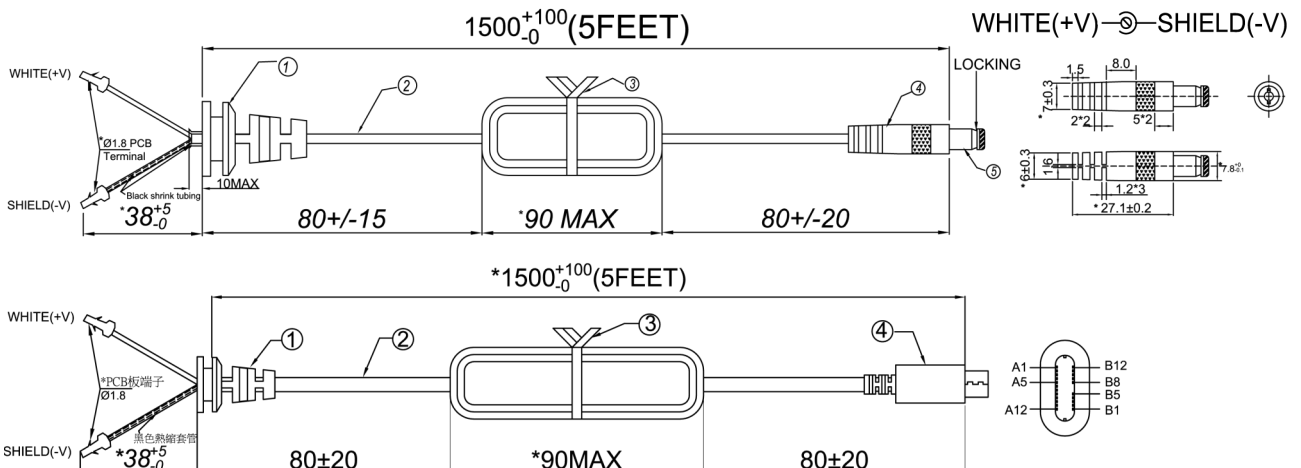


South Africa, India type (W3S)



Cable specification:

1185#18*1C | 1500mm



Disclaimer

ALL PRODUCTS, PRODUCT SPECIFICATIONS AND DATA ARE SUBJECT TO CHANGE WITHOUT NOTICE TO IMPROVE RELIABILITY, FUNCTION OR DESIGN OR OTHERWISE.

Texim Europe B.V. its affiliates, agents, and employees, and all persons acting on its or their behalf (collectively, "Texim"), disclaim any and all liability for any errors, inaccuracies or incompleteness contained in any datasheet or in any other disclosure relating to any product.

Texim makes no warranty, representation or guarantee regarding the suitability of the products for any particular purpose or the continuing production of any product.

It is the customer's responsibility to validate that a particular product with the properties described in the product specification is suitable for use in a particular application.

Parameters provided in datasheets and / or specifications may vary in different applications and performance may vary over time.

All operating parameters, including typical parameters, must be validated for each customer application by the customer's technical experts.

Please contact us if you have any questions about the contents of the datasheet.

This may not be the latest version of the datasheet. Please check with us if a later version is available.





Headquarters & Warehouse

Elektrostraat 17
NL-7483 PG Haaksbergen
The Netherlands

T: +31 (0)53 573 33 33
E: info@texim-europe.com
Homepage: www.texim-europe.com



The Netherlands

Elektrostraat 17
NL-7483 PG Haaksbergen

T: +31 (0)53 573 33 33
E: nl@texim-europe.com



Belgium

Zuiderlaan 14, box 10
B-1731 Zellik

T: +32 (0)2 462 01 00
E: belgium@texim-europe.com



UK & Ireland

St Mary's House, Church Lane
Carlton Le Moorland
Lincoln LN5 9HS

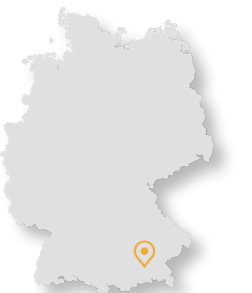
T: +44 (0)1522 789 555
E: uk@texim-europe.com



Germany - North

Bahnhofstrasse 92
D-25451 Quickborn

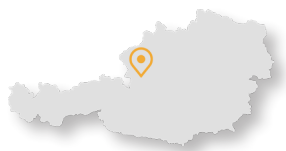
T: +49 (0)4106 627 07-0
E: germany@texim-europe.com



Germany - South

Martin-Kollar-Strasse 9
D-81829 München

T: +49 (0)89 436 086-0
E: muenchen@texim-europe.com



Austria

Warwitzstrasse 9
A-5020 Salzburg

T: +43 (0)662 216 026
E: austria@texim-europe.com



Nordic

Søndre Jagtvej 12
DK-2970 Hørsholm

T: +45 88 20 26 30
E: nordic@texim-europe.com



Italy

Martin-Kollar-Strasse 9
D-81829 München

T: +49 (0)89 436 086-0
E: italy@texim-europe.com