

CAB423RF: I-PEX MHF 4L LK PLUG + SMA STRAIGHT BULKHEAD JACK + 1.37MM CABLE, 6GHz

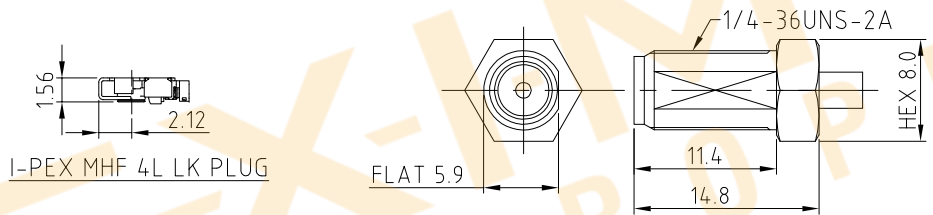
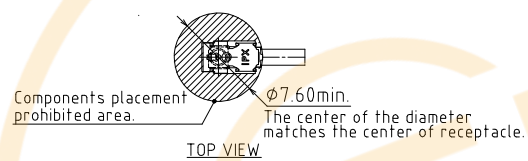
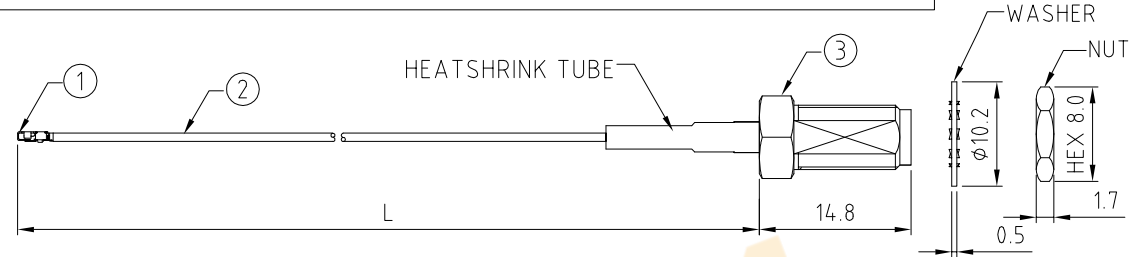
SPECIFICATIONS :

1. I-PEX MHF 4L LK PLUG, P/N:20632-001R-37.
LOCK: 3615-000
2. 1.37MM COAXIAL CABLE, COLOR: BLACK
3. SMA STRAIGHT BULKHEAD JACK, P/N: RFCT-SMA004-F37.

NOTES:

1. THE ORIENTATION OF CONNECTORS ON DRAWING IS FOR REFERENCE ONLY, IF THE ORDER IS LEFT BLANK THE CONNECTOR WILL NOT HAVE FIXED ORIENTATION.
2. FIXED ORIENTATION IS SUGGESTED FOR CABLE LENGTH 50MM TO 100MM. PLEASE SPECIFY THE FIXED ORIENTATIONS FROM THE ORDER CODE (F1, F2, ETC)
3. CONTACT GRADCONN IF THE ORIENTATION YOU REQUIRE IS NOT SHOWN.
4. WORKING FREQUENCY RANGE: DC-6GHz.
5. OPERATING TEMPERATURE: -40°C~+85°C.
6. IMPEDANCE: 50 Ohm.

USAGE PRECAUTIONS: CABLES USING 'MICRO' COAX ARE DELICATE:
 (i) HANDLE WITH CARE.
 (ii) DO NOT TWIST; APPLY EXCESSIVE FORCES OR SHARP BENDS TO THE CABLE. DO NOT FORCEFULLY DEFORM WIRES.
 (iii) CONSULT CONNECTOR MANUFACTURER'S DATASHEETS FOR DETAILED NOTES ON HANDLING INSTRUCTIONS.

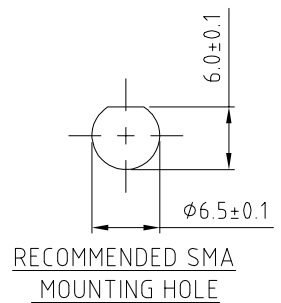
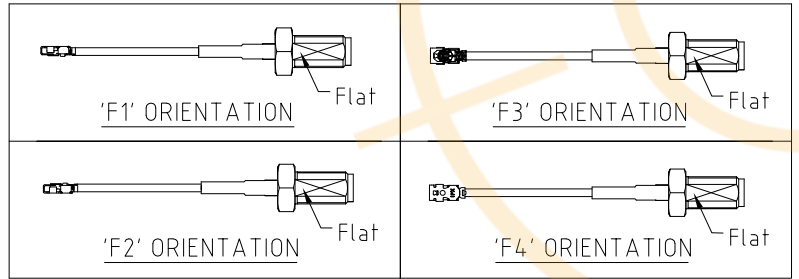


HOW TO ORDER
 CAB423RF - X X X X - X X - X - 1

"L" LENGTH IN MM:
 eg: 100MM = 0100
 (MIN. 0050-MAX.0400)
 STANDARD = 0100, 0150, 0200)
 TOLERANCE: 50-200mm: ±5mm.
 201-400mm: ±7mm.

CABLE SIZE:
 1 = Ø1.37MM CABLE, COLOR: BLACK
 WASHER AND NUT OPTIONS:
 BLANK = SEPARATELY PACKED (STANDARD)
 A = ASSEMBLED WITH CONNECTOR

ORIENTATION OPTIONS:
 BLANK = DOES NOT HAVE A FIXED ORIENTATION
 F1 = MHF CONNECTION DOWN (L=50-200MM)
 F2 = MHF CONNECTION UP (L=50-200MM)
 F3 = MHF CONNECTION AND D FLAT SAME ORIENTATION (L=50-200MM)
 F4 = MHF CONNECTION AND D FLAT OPPOSITE ORIENTATION (L=50-200MM)
 (SEE NOTES 1, 2, 3 AND DIAGRAMS FOR MORE INFORMATION)



REV. DATE & DRN
 TO 06/09/20 - NYW RELEASE
 11 05/05/21 - NYW
 AVERID MHF 4L LK DRAWING



Scale: NTS	THIRD ANGLE	Unstated Tolerances:
Drawn: NYW		X N/A XX N/A XXX N/A ANGLES N/A
App'd: XXX	Title CABLE ASSEMBLY	
Date: 5 MAY '21	Revision: 1.1	Unit: mm



THIS DRAWING IS CONFIDENTIAL AND MUST NOT BE COPIED OR DISCLOSED WITHOUT WRITTEN CONSENT

Drawing Number: CAB423RF
Sheet 1 of 1
Drawing © E and O E



Headquarters & Warehouse

Elektrostraat 17
NL-7483 PG Haaksbergen
The Netherlands



T: +31 (0)53 573 33 33
E: info@texim-europe.com
Homepage: www.texim-europe.com



The Netherlands

Elektrostraat 17
NL-7483 PG Haaksbergen

T: +31 (0)53 573 33 33
E: nl@texim-europe.com



Belgium

Zuiderlaan 14, box 10
B-1731 Zellik

T: +32 (0)2 462 01 00
E: belgium@texim-europe.com



UK & Ireland

St Mary's House, Church Lane
Carlton Le Moorland
Lincoln LN5 9HS

T: +44 (0)1522 789 555
E: uk@texim-europe.com



Germany - North

Bahnhofstrasse 92
D-25451 Quickborn

T: +49 (0)4106 627 07-0
E: germany@texim-europe.com



Germany - South

Martin-Kollar-Strasse 9
D-81829 München

T: +49 (0)89 436 086-0
E: muenchen@texim-europe.com



Austria

Warwitzstrasse 9
A-5020 Salzburg

T: +43 (0)662 216 026
E: austria@texim-europe.com



Nordic

Søndre Jagtvej 12
DK-2970 Hørsholm

T: +45 88 20 26 30
E: nordic@texim-europe.com



Italy

Via Matteotti 43
IT-20864 Agrate Brianza (MB)

T: +39 (0)39 9713293
E: italy@texim-europe.com