

CAB532RF: I-PEX MHF 4L PLUG + FRONT MOUNT S/S SMA STRAIGHT BULKHEAD JACK W/O-RING RATED TO IP68/69K + Ø1.37MM CABLE, 6GHz

SPECIFICATIONS :

1. I-PEX MHF 4L PLUG, GOLD PLATED, P/N: 20632-001R-37.
2. Ø1.37MM COAXIAL CABLE, COLOR: BLACK.
3. FRONT MOUNT SMA STRAIGHT BULKHEAD JACK W/O-RING, W/SUS303 STAINLESS STEEL BODY, RATED TO IP68/69K, P/N: RFCT-SMA095-F78 (WITH SILICONE O-RING) OR RFCT-SMA095-F78-1 (WITH EPDM O-RING).

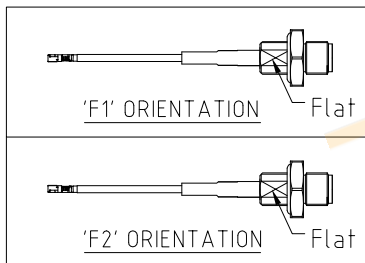
ENVIRONMENTAL:

A. BULKHEAD MOUNTED CONNECTOR (RFCT-SMA095-F78) TESTED TO THE FOLLOWING SPECIFICATION:

- i. IP6X - DUST TIGHT - NO PARTICLE INGRESS.
- ii. IPX8 WATERPROOF FOR 48 HOURS AT 1 METER UNDERWATER.
- iii. IPX9K WATER SPRAY, 14-16L PER MINUTE, AT 8,000-10,000 KPA, AT 100-150MM DISTANCE FOR 30 SECONDS.

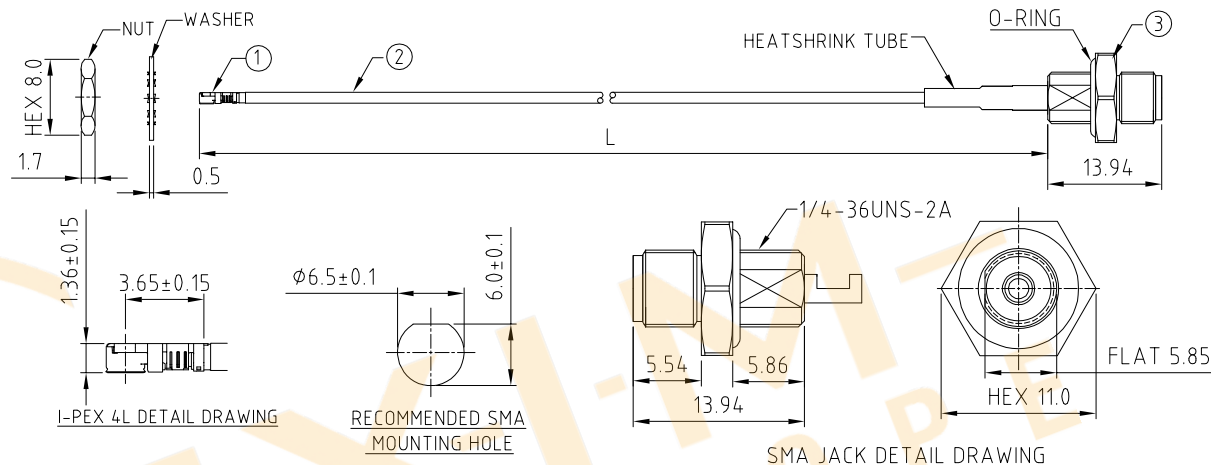
NOTES:

1. THE ORIENTATION OF CONNECTORS ON DRAWING IS FOR REFERENCE ONLY, IF THE ORDER IS LEFT BLANK THE CONNECTOR WILL NOT HAVE FIXED ORIENTATION.
2. FIXED ORIENTATION IS SUGGESTED FOR CABLE LENGTH 50MM TO 100MM. PLEASE SPECIFY THE FIXED ORIENTATIONS FROM THE ORDER CODE (F1, F2, ETC)
3. CONTACT GRADCONN IF THE ORIENTATION YOU REQUIRE IS NOT SHOWN.
4. WORKING FREQUENCY RANGE: DC-6GHz.
5. OPERATING TEMPERATURE: -40°C TO +85°C
6. IMPEDANCE: 50 OHM
7. IF THE CONNECTOR IS USED IN A CORROSIVE ENVIRONMENT, WE RECOMMEND THE CONNECTOR FACE IS PROTECTED WITH A STAINLESS STEEL DUST CAP.
8. PLEASE USE THE RECOMMENDED TORQUE FORCES FOR STAINLESS STEEL CONNECTORS. THIS IS PUBLISHED ON GRADCONN.COM RESOURCES PAGE.



USAGE PRECAUTIONS: CABLES USING 'MICRO' COAX ARE DELICATE:

- (i) HANDLE WITH CARE.
- (ii) DO NOT TWIST; APPLY EXCESSIVE FORCES OR SHARP BENDS TO THE CABLE. DO NOT FORCEFULLY DEFORM WIRES.
- (iii) CONSULT CONNECTOR MANUFACTURER'S DATASHEETS FOR DETAILED NOTES ON HANDLING INSTRUCTIONS.



HOW TO ORDER

CAB532RF - X X X X - X X - X - 1 - X

"L" LENGTH IN MM:

eg: 100MM = 0100

(MIN. 0050-MAX.0400)

STANDARD = 0100, 0150, 0200)

Tolerance: 50mm: ±2mm.

51-200mm: ±5mm.

201-400mm: ±7mm.

WASHER AND NUT OPTIONS:

BLANK = SEPARATELY PACKED (STANDARD)

A = ALL ASSEMBLED WITH CONNECTOR

ORIENTATION OPTIONS:

BLANK = DOES NOT HAVE A FIXED ORIENTATION

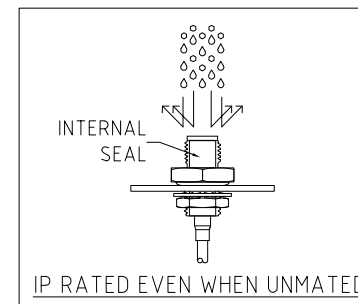
F1 = MHF CONNECTION DOWN (L=50-200MM)

F2 = MHF CONNECTION UP (L=50-200MM)

(SEE NOTES 1, 2, 3 AND DIAGRAMS FOR MORE INFORMATION)

O-RING MATERIAL OPTIONS:
S = SILICONE, RED
E = EPDM, BLACK (STANDARD)

CABLE SIZE:
1 = Ø1.37MM CABLE, COLOR: BLACK.



Distributed by:



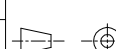
Scale: NTS

Drawn: CC

App'd: XXX

Date: 1 MAR. '24

THIRD ANGLE



Title CABLE ASSEMBLY

Revision: 1.3

Unstated
.X
.XX
.XXX
ANGLES

Tolerances:
N/A
N/A
N/A
N/A

Unit: mm



IP Rated RF Products

© THIS DRAWING IS CONFIDENTIAL AND MUST NOT BE COPIED OR DISCLOSED WITHOUT WRITTEN CONSENT



www.gradconn.com

Drawing Number:

CAB532RF

Sheet 1 of 1

Drawing © E and O E

Disclaimer

ALL PRODUCTS, PRODUCT SPECIFICATIONS AND DATA ARE SUBJECT TO CHANGE WITHOUT NOTICE TO IMPROVE RELIABILITY, FUNCTION OR DESIGN OR OTHERWISE.

Texim Europe B.V. its affiliates, agents, and employees, and all persons acting on its or their behalf (collectively, “Texim”), disclaim any and all liability for any errors, inaccuracies or incompleteness contained in any datasheet or in any other disclosure relating to any product.

Texim makes no warranty, representation or guarantee regarding the suitability of the products for any particular purpose or the continuing production of any product.

It is the customer’s responsibility to validate that a particular product with the properties described in the product specification is suitable for use in a particular application.

Parameters provided in datasheets and / or specifications may vary in different applications and performance may vary over time.

All operating parameters, including typical parameters, must be validated for each customer application by the customer’s technical experts.

Please contact us if you have any questions about the contents of the datasheet.

This may not be the latest version of the datasheet. Please check with us if a later version is available.



Headquarters & Warehouse

Elektrostraat 17
NL-7483 PG Haaksbergen
The Netherlands

T: +31 (0)53 573 33 33
E: info@texim-europe.com
Homepage: www.texim-europe.com



The Netherlands

Elektrostraat 17
NL-7483 PG Haaksbergen

T: +31 (0)53 573 33 33
E: nl@texim-europe.com



Belgium

Zuiderlaan 14, box 10
B-1731 Zellik

T: +32 (0)2 462 01 00
E: belgium@texim-europe.com



UK & Ireland

St Mary's House, Church Lane
Carlton Le Moorland
Lincoln LN5 9HS

T: +44 (0)1522 789 555
E: uk@texim-europe.com



Germany - North

Bahnhofstrasse 92
D-25451 Quickborn

T: +49 (0)4106 627 07-0
E: germany@texim-europe.com



Germany - South

Martin-Kollar-Strasse 9
D-81829 München

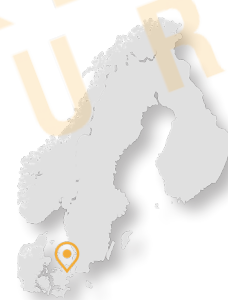
T: +49 (0)89 436 086-0
E: muenchen@texim-europe.com



Austria

Warwitzstrasse 9
A-5020 Salzburg

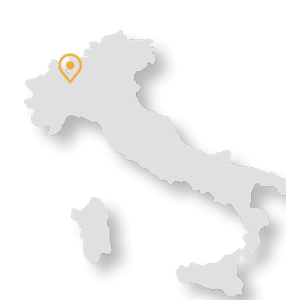
T: +43 (0)662 216 026
E: austria@texim-europe.com



Nordic

Søndre Jagtvej 12
DK-2970 Hørsholm

T: +45 88 20 26 30
E: nordic@texim-europe.com



Italy

Martin-Kollar-Strasse 9
D-81829 München

T: +49 (0)89 436 086-0
E: italy@texim-europe.com