

YSDS15 SERIES 15W



UL US CE UK CA

Our step-shaped power family is designed with ultra-slim plastic housing for full-range AC input from 90V AC to 264V AC.

The series are isolation Class II Level, achieving high efficiency and low no-load power consumption. They provide adjustable DC output voltage and operate in wide temperature range.

The good performance can be used for building automation, household and industrial control systems, etc.

Features



Isolation Class II



Class 2/Pass LPS



Ultra Slim Step Shape



DC Output Voltage Adjustable



Protection: Short Circuit/Overload/
Over Voltage



Over Voltage Category III



Three Years Warranty

Model Information

Part number	DC VOLTAGE	RATED CURRENT	RATED POWER
YSDS-15-05	5V	2.4A	12W
YSDS-15-12	12V	1.25A	15W
YSDS-15-15	15V	1A	15W
YSDS-15-24	24V	0.63A	15W
YSDS-15-48	48V	0.31A	15W

Input

VOLTAGE RANGE	90 - 264VAC 127 - 370VDC
FREQUENCY RANGE	47 - 63Hz
INRUSH CURRENT	COLD START 25A/115VAC 45A/230VAC
AC CURRENT	0.5A/115VAC 0.25A/230VAC
EFFICIENCY	80% YSDS-15-05
	85% YSDS-15-12
	85.5% YSDS-15-15
	86% YSDS-15-24
	87% YSDS-15-48

Output

RIPPLE & NOISE	80mVp- p	YSDS-15-05
	120mVp- p	YSDS-15-12
	120mVp- p	YSDS-15-15
	150mVp- p	YSDS-15-24
	240mVp- p	YSDS-15-48
VOLTAGE ADJ. RANGE	4.5- 5.5V	YSDS-15-05
	10.8- 13.8V	YSDS-15-12
	13.5- 18V	YSDS-15-15
	21.6- 29V	YSDS-15-24
	43.2- 55.2V	YSDS-15-48
VOLTAGE TOLERANCE	±2.0%	YSDS-15-05
	±2.0%	YSDS-15-12
	±2.0%	YSDS-15-15
	±2.0%	YSDS-15-24
	±2.0%	YSDS-15-48
LINE REGULATION	±1.0%	
LOAD REGULATION	±1.0%	
SETUP, RISE TIME	2000ms, 80ms/230VAC at full load 2000ms, 80ms/115VAC at full load	
HOLD UP TIME (Typ.)	30ms/230VAC at full load 12ms/115VAC at full load	

Protection

OVER LOAD	110 ~ 145% rated output power. Hiccup mode when output voltage <50%, recovers automatically after fault condition is removed. Constant current limiting within 50%-100% rated output voltage, recovers automatically after fault condition is removed.	
OVER VOLTAGE	5.75 ~ 6.75V	YSDS-15- 05
	14.2 ~ 16.2V	YSDS-15- 12
	18.8 ~ 22.5V	YSDS-15- 15
	30 ~ 36V	YSDS-15- 24
	56.5 ~ 64.8V	YSDS-15- 48
	Protection type: Shut off o/p voltage, clamping by zener diode	

Environment

WORKING TEMP.	-20°C ~ +70°C
Working Humidity	20 ~ 90% RH Non-Condensing
STORAGE TEMP., HUMIDITY	-40°C ~ +85°C, 10 ~ 95% RH non-condensing
TEMP. COEFFICIENT	±0.03%/°C(0 ~ 50°C) RH non-condensing
VIBRATION	10 ~ 500Hz, 2G 10min./1cycle, period for 60min. each along X, Y, Z axes; Mounting: Compliance o IEC60068-2-6
OPERATING ALTITUDE	2000 meters
OVER VOLTAGE CATEGORY	III; According to EN61558, EN50178, EN60664-1, EN62477-1; altitude up to 2000 meters

SAFETY & EMC

SAFETY REGULATIONS	UL62368-1, BS EN/EN62368-1
WITHSTAND VOLTAGE	I/P-O/P:3KVAC
INSULATION RESISTANCE	I/P-O/P:100M Ohms / 500VDC / 25°C / 70% RH
EMC EMISSION	BS EN/EN 55032 class B, BS EN/EN IEC 61000-3-2,3
EMC IMMUNITY	BS EN/EN61000-4-2,3,4,5,6,8,11

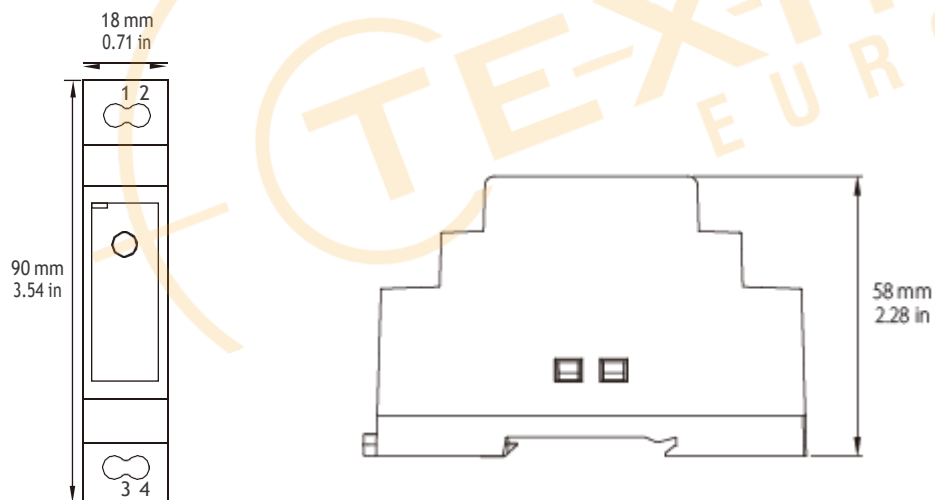
Dimensions & Weight

Length:	18mm/0.71in
Width:	90mm/3.54in
Height:	58mm/2.28in
Weight:	78g

Packing

Carton Size:	33.5 x 25.5 x 21 CM 13.19 x 10.04 x 8.27 in
Master Carton Quantities:	100pcs / Carton

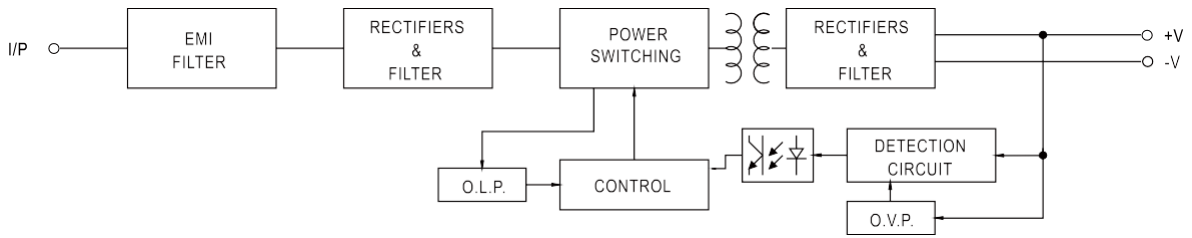
Dimensions and Installation



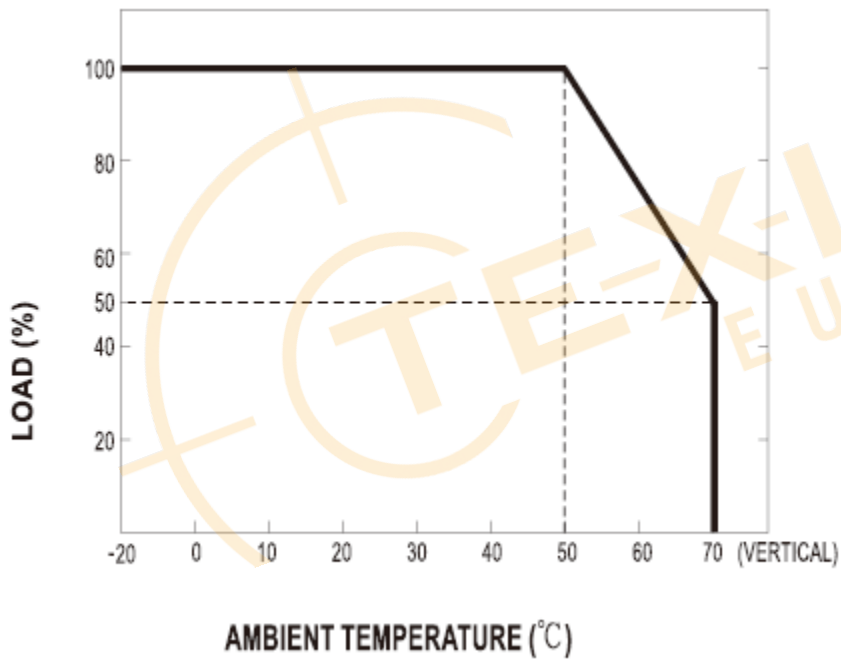
Input	
No.	Description
1	+V
2	-V

Output	
No.	Description
3	AC/N
4	AC/L

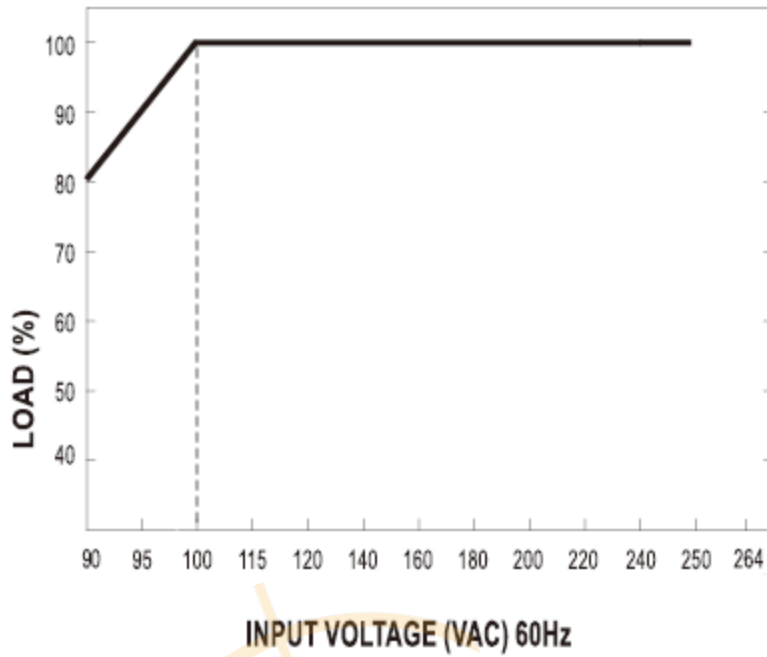
Functional Diagram



Deduction Curve and Temperature



Minus Output and Input Voltage Curves



Disclaimer

ALL PRODUCTS, PRODUCT SPECIFICATIONS AND DATA ARE SUBJECT TO CHANGE WITHOUT NOTICE TO IMPROVE RELIABILITY, FUNCTION OR DESIGN OR OTHERWISE.

Texim Europe B.V. its affiliates, agents, and employees, and all persons acting on its or their behalf (collectively, "Texim"), disclaim any and all liability for any errors, inaccuracies or incompleteness contained in any datasheet or in any other disclosure relating to any product.

Texim makes no warranty, representation or guarantee regarding the suitability of the products for any particular purpose or the continuing production of any product.

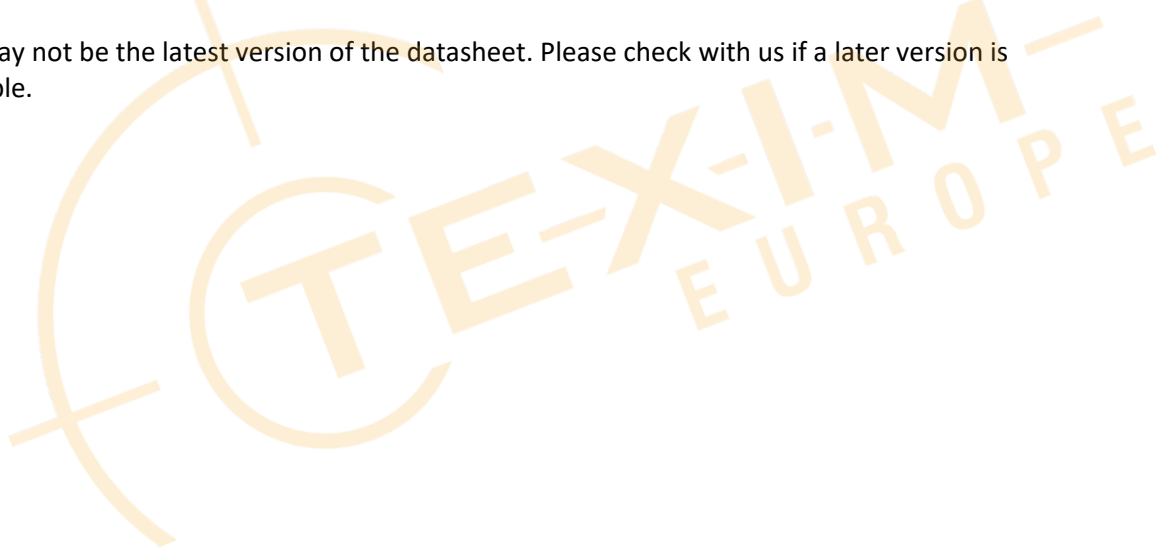
It is the customer's responsibility to validate that a particular product with the properties described in the product specification is suitable for use in a particular application.

Parameters provided in datasheets and / or specifications may vary in different applications and performance may vary over time.

All operating parameters, including typical parameters, must be validated for each customer application by the customer's technical experts.

Please contact us if you have any questions about the contents of the datasheet.

This may not be the latest version of the datasheet. Please check with us if a later version is available.





Headquarters & Warehouse

Elektrostraat 17
NL-7483 PG Haaksbergen
The Netherlands

T: +31 (0)53 573 33 33
E: info@texim-europe.com
Homepage: www.texim-europe.com



The Netherlands

Elektrostraat 17
NL-7483 PG Haaksbergen

T: +31 (0)53 573 33 33
E: nl@texim-europe.com



Belgium

Zuiderlaan 14, box 10
B-1731 Zellik

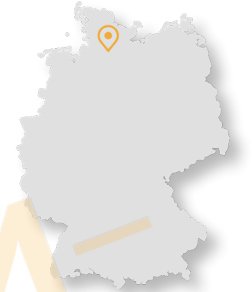
T: +32 (0)2 462 01 00
E: belgium@texim-europe.com



UK & Ireland

St Mary's House, Church Lane
Carlton Le Moorland
Lincoln LN5 9HS

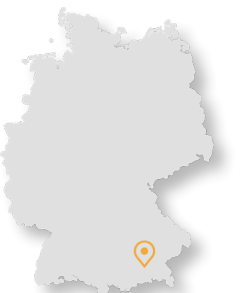
T: +44 (0)1522 789 555
E: uk@texim-europe.com



Germany - North

Bahnhofstrasse 92
D-25451 Quickborn

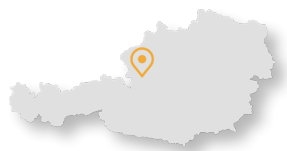
T: +49 (0)4106 627 07-0
E: germany@texim-europe.com



Germany - South

Martin-Kollar-Strasse 9
D-81829 München

T: +49 (0)89 436 086-0
E: muenchen@texim-europe.com



Austria

Warwitzstrasse 9
A-5020 Salzburg

T: +43 (0)662 216 026
E: austria@texim-europe.com



Nordic

Søndre Jagtvej 12
DK-2970 Hørsholm

T: +45 88 20 26 30
E: nordic@texim-europe.com



Italy

Martin-Kollar-Strasse 9
D-81829 München

T: +49 (0)89 436 086-0
E: italy@texim-europe.com