

Distributed by:



www.texim-europe.com

RRC2024

Standard Battery Pack Li-Ion
14.40V / 6.60Ah / 95.00Wh

Datasheet



 **RRC**
SETTING STANDARDS
IN POWER SOLUTIONS



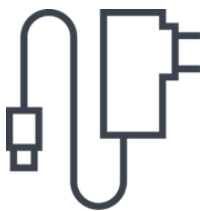
Distributed by www.texim-europe.com

The RRC2024 is in use in more than 50 different industries in a variety of applications, such as ventilators, ultrasound devices, audio systems, and many more.

In total, we count more than 4000 design-ins for our standard batteries, which is why the safety and reliability of our products is unmatched.

Characteristics & Benefits of the RRC2xxx series standard Li-Ion battery packs:

- Smart batteries with numerous features according to the SMBus specification
- Integrated LED State of Charge (SoC) indicator
- State-of-the-art lithium-ion cells with the market's highest energy density
- High discharge performance
- JEITA charging profile optimization
- Numerous and redundant safety features
- Battery Life Management: increased protection in case of cell aging
- Increased ESD protection up to 8.00kV
- Up to 80% of initial capacity after 800 cycles

**Worldwide Approvals****No NRE****Fast Time-to-Market****Highest Safety****Highest Quality****Highest Performance****Worldwide Availability****No Obsolescence****Independent of Quantity****Extensive Accessories****Dual Sourcing Strategy****Design-In Support**

Characteristics

General	
Delivery status battery capacity	<30%
Compliance information	IEC 62133 / CE / UL2054 / CAN ICES-003(B) / NMB-003(B) / FCC / UKCA / PSE / KC / BSMI / GOST-R / CMIM / CCC / RCM / BIS / TISI / UN 38.3 / RoHS / REACH
Operating temperature	0°C to 45°C (charge) -20°C to 60°C (discharge)
Storage temperature	-20°C to 50°C max. -20°C to 25°C recommended
Communication interface	SMBus
P/N	100497 Each battery has an individual serial number (S/N), which is located on the hardpack label for tracking & traceability.

Electrical Parameters	
Nominal voltage	14.40V
Nominal capacity	6.60Ah
Initial impedance	<150mΩ @ 1kHz at 25°C
Max. charge current	4.53A
Max. charge voltage	16.80V
Max. discharge current	10.00A

Battery Dimensions	
Length	167.20mm +0.50/-0.50
Width	107.20mm +0.40/-0.30
Thickness	21.51mm +0.30/-0.50
Weight	600g
Contacts	+, C, D, T, -
Ingress protection	IP40



Safety Features	
CUV (Cell Under Voltage)	Protection against deep discharge
COV (Cell Over Voltage)	Protection against overcharge
OTC (Over Temperature in Charge)	Protection against overheating while charging
OTD (Over Temperature in Discharge)	Protection against overheating during discharging
OCC (Over Current in Charge)	Protection against overcurrent while charging
OCD (Over Current in Discharge)	Protection against overcurrent during discharging
OL (Overload in Discharge)	Protection against overload during discharging
SCC (Short Circuit in Charge)	Protection against short circuits while charging
SCD (Short Circuit in Discharge)	Protection against short circuits during discharging

Recommended Accessories

Type	Product	P/N	Application
Standard Battery Charger 	RRC-SMB-UBC RRC-SMB-UBC-M	100485 110105	60.00W standard battery charger for optimized charging process. With external power supply for worldwide use.
Standard Battery Charger 	RRC-SMB-DBC	110111	Dual bay standard battery charger for optimized charging process. With external power supply for worldwide use.
Power Management Module 	RRC-PMM20	110269	Power management module for smart battery charging with automatic power source selection. Fits to all RRC20xx standard smart batteries.
Power Supply AC/DC 	PS65	210919	External power supply (worldwide use) for embedded battery charger RRC-PMM20 or for mobile devices. Included in RRC-SMB-UBC/MBC.
3-pol AC-Cable 	US-Version EU-Version UK-Version AU-Version CN-Version	210950 210951 211133 211134 211959	Country specific power cable for PS65.
Car Adapter DC/DC 	RRC-SMB-CAR	110041	90.00W car adapter with USB charging port. Power supplying in cars and trucks for RRC-SMB-UBC, RRC-SMB-MBC, RRC-PMM20 or mobile devices.

PRODUCT DATA SHEET

RRC2024

Type	Product	P/N	Application
Design-In Tool 	SMBus-Reader	100127	Simple read out of SMBus batteries data. No external power supply required. 5way blade connector and RS232 interface.
Battery Mating Connector 	RRC-MC20-90-10 RRC-MC20-180-10	210519 210518	Mating connector for standard smart batteries from RRC. Suitable for RRC20xx batteries. Available for 90° or 180° PCB mounting.





SETTING STANDARDS
IN POWER SOLUTIONS

Our special competence is the development of power solutions according to the concrete requirements of our customers. We offer both standardized as well as customized solutions for customer's applications, while guaranteeing the highest level of safety and reliability to all our products. As an international company with German roots, we have a worldwide market operation - where we provide our proven German engineering skills combined with our technical expertise and flexibility, which are necessary to meet the challenges of the growing global market.



Germany / HQ
RRC power solutions GmbH

Technologiepark 1
66424 Homburg / Saar

+49 6841 98090
sales@rrc-ps.com

USA
RRC power solutions Inc.

18340 Yorba Linda Blvd.,
107-437
Yorba Linda, CA 92886

+1 714 777 3604
usa@rrc-ps.com

Hong Kong
RRC power solutions Ltd.

S-V,6/F, Valiant Industrial
Centre 2-12
Au Pui Wan Street
Fo Tan, N.T., Hong Kong

+852 2376 0106
hkrrc@rrc-ps.cn

China
RRC power solutions Ltd.

Room 1306, C Building,
Tianan International
Building
Renmin South Road
Luohu District
Shenzhen 518021

+86 755 8374 1908
hkrrc@rrc-ps.cn

Vietnam
RRC Power Solutions
Company Ltd.

Block C, Lot CN4
Dinh Vu - Cat Hai Economic
Zone, Dong Hai 2 Ward
Hai An District, 180000
Hai Phong City

vietnam@rrc-ps.com

Disclaimer

ALL PRODUCTS, PRODUCT SPECIFICATIONS AND DATA ARE SUBJECT TO CHANGE WITHOUT NOTICE TO IMPROVE RELIABILITY, FUNCTION OR DESIGN OR OTHERWISE.

Texim Europe B.V. its affiliates, agents, and employees, and all persons acting on its or their behalf (collectively, "Texim"), disclaim any and all liability for any errors, inaccuracies or incompleteness contained in any datasheet or in any other disclosure relating to any product.

Texim makes no warranty, representation or guarantee regarding the suitability of the products for any particular purpose or the continuing production of any product.

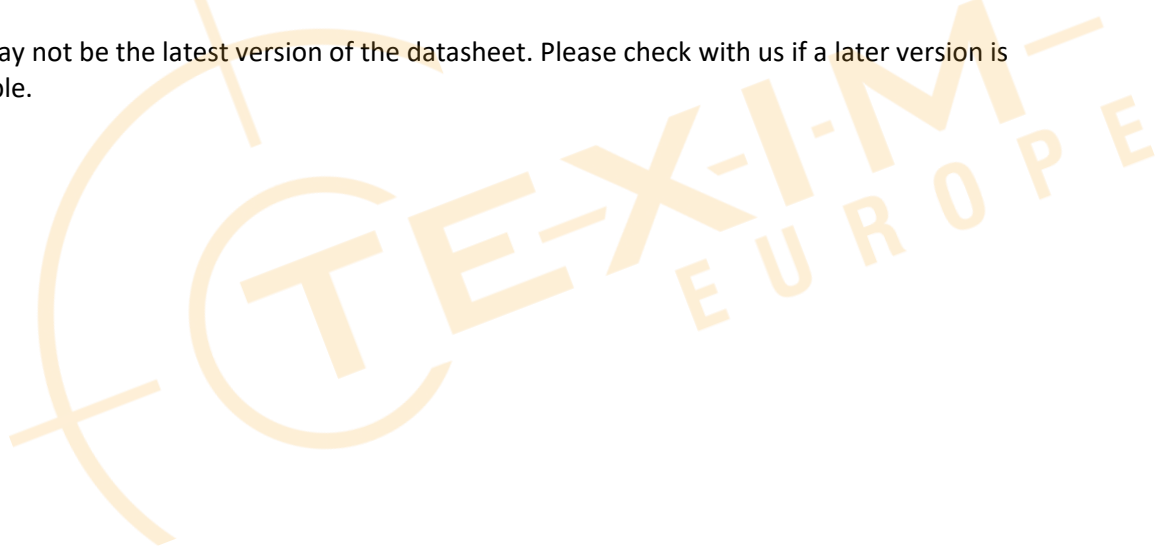
It is the customer's responsibility to validate that a particular product with the properties described in the product specification is suitable for use in a particular application.

Parameters provided in datasheets and / or specifications may vary in different applications and performance may vary over time.

All operating parameters, including typical parameters, must be validated for each customer application by the customer's technical experts.

Please contact us if you have any questions about the contents of the datasheet.

This may not be the latest version of the datasheet. Please check with us if a later version is available.





Headquarters & Warehouse

Elektrostraat 17
 NL-7483 PG Haaksbergen
 The Netherlands

T: +31 (0)53 573 33 33
 E: info@texim-europe.com
 Homepage: www.texim-europe.com



The Netherlands

Elektrostraat 17
 NL-7483 PG Haaksbergen

T: +31 (0)53 573 33 33
 E: nl@texim-europe.com



Belgium

Zuiderlaan 14, box 10
 B-1731 Zellik

T: +32 (0)2 462 01 00
 E: belgium@texim-europe.com



UK & Ireland

St Mary's House, Church Lane
 Carlton Le Moorland
 Lincoln LN5 9HS

T: +44 (0)1522 789 555
 E: uk@texim-europe.com



Germany - North

Bahnhofstrasse 92
 D-25451 Quickborn

T: +49 (0)4106 627 07-0
 E: germany@texim-europe.com



Germany - South

Martin-Kollar-Strasse 9
 D-81829 München

T: +49 (0)89 436 086-0
 E: muenchen@texim-europe.com



Austria

Warwitzstrasse 9
 A-5020 Salzburg

T: +43 (0)662 216 026
 E: austria@texim-europe.com



Nordic

Stockholmsgade 45
 2100 Copenhagen

T: +45 88 20 26 30
 E: nordic@texim-europe.com



Italy

Via Matteotti 43
 IT-20864 Agrate Brianza (MB)

T: +39 (0)39 9713293
 E: italy@texim-europe.com