

RoHS

Distributed by www.texim-europe.com

Distributed by:

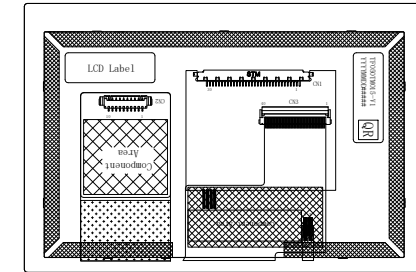
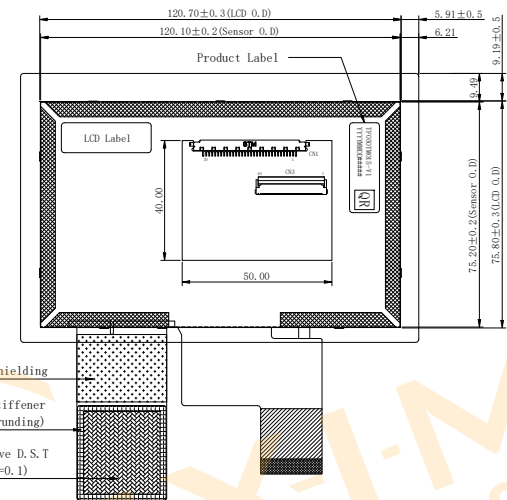
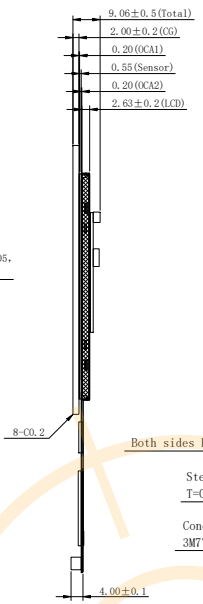
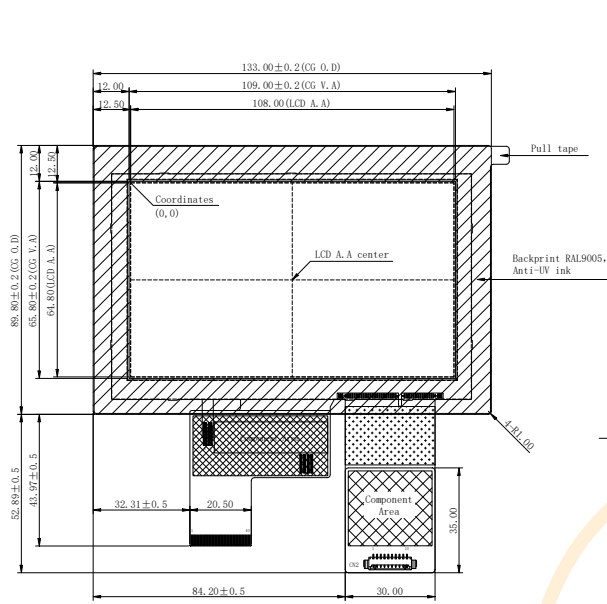


www.texim-europe.com

Front view

Side view

Back view



Symbol	Symbol
1	LED
2	LED
3	VLED
4	NC
5	LED_EN
6	LED_PWM
7	GND
8	NC
9	VDD
10	VDD
11	NC
12	GND
13	R1N0-
14	R1N0+
15	GND
16	R1N1-
17	R1N1+
18	GND
19	R1N2-
20	R1N2+
21	GND
22	R1L-
23	R1L+
24	GND
25	R1N3-
26	R1N3+
27	GND
28	NC
29	NC
30	NC

NO.	Symbol
1	VCC
2	SDA
3	SCL
4	INT
5	BST
6	GND
7	VBUS
8	D-
9	D+
10	GND_E

General Specification:

- Structure: G+G+LCD, Optical bonding
CG: soda-lime glass, Chemical strengthened
- 5.0" IPS TFT-LCD, Transmissive, Normally Black
Resolution: 800*(RGB)*480
- Surface Hardness: ≥6H
- LCD interface: LVDS
- CTP IC: EXC81W32, TX12*RX20
CTP interface: USB or I2C
- LCD Power supply (VDD): 3.3V
Backlight Power supply (VLED): 12V
CTP Power supply: VBUS=12V (USB), VCC=3.3V (I2C)
I2C communication voltage: 3.3V
- Operating Temp.: -30 to 80°C
Storage Temp.: -30 to 85°C
- Luminance: 750cd/m2 (Min), 900cd/m2 (Typ)
- General Tolerance: ±0.2

				DRAWN	Alex	CTP+LCD	Drawing NO:	
				CHECKED			Product NO:	TF050TM015-V1
				APPROVED				
				Customer No:				
1		Preliminary drawing	20240120	3rd Angle				
VER.	SYMBOL	AMENDMENT	DATE	SHEET	1 OF 1			

Disclaimer

ALL PRODUCTS, PRODUCT SPECIFICATIONS AND DATA ARE SUBJECT TO CHANGE WITHOUT NOTICE TO IMPROVE RELIABILITY, FUNCTION OR DESIGN OR OTHERWISE.

Texim Europe B.V. its affiliates, agents, and employees, and all persons acting on its or their behalf (collectively, “Texim”), disclaim any and all liability for any errors, inaccuracies or incompleteness contained in any datasheet or in any other disclosure relating to any product.

Texim makes no warranty, representation or guarantee regarding the suitability of the products for any particular purpose or the continuing production of any product.

It is the customer’s responsibility to validate that a particular product with the properties described in the product specification is suitable for use in a particular application.

Parameters provided in datasheets and / or specifications may vary in different applications and performance may vary over time.

All operating parameters, including typical parameters, must be validated for each customer application by the customer’s technical experts.

Please contact us if you have any questions about the contents of the datasheet.

This may not be the latest version of the datasheet. Please check with us if a later version is available.



Headquarters & Warehouse

Elektrostraat 17
NL-7483 PG Haaksbergen
The Netherlands



T: +31 (0)53 573 33 33
E: info@texim-europe.com
Homepage: www.texim-europe.com



The Netherlands

Elektrostraat 17
NL-7483 PG Haaksbergen

T: +31 (0)53 573 33 33
E: nl@texim-europe.com



Belgium

Zuiderlaan 14, box 10
B-1731 Zellik

T: +32 (0)2 462 01 00
E: belgium@texim-europe.com



UK & Ireland

St Mary's House, Church Lane
Carlton Le Moorland
Lincoln LN5 9HS

T: +44 (0)1522 789 555
E: uk@texim-europe.com



Germany - North

Bahnhofstrasse 92
D-25451 Quickborn

T: +49 (0)4106 627 07-0
E: germany@texim-europe.com



Germany - South

Martin-Kollar-Strasse 9
D-81829 München

T: +49 (0)89 436 086-0
E: muenchen@texim-europe.com



Austria

Warwitzstrasse 9
A-5020 Salzburg

T: +43 (0)662 216 026
E: austria@texim-europe.com



Nordic

Søndre Jagtvej 12
DK-2970 Hørsholm

T: +45 88 20 26 30
E: nordic@texim-europe.com



Italy

Martin-Kollar-Strasse 9
D-81829 München

T: +49 (0)89 436 086-0
E: italy@texim-europe.com