


TEVS-AR1335

- onsemi AR1335 13MP rolling shutter camera sensor with ISP.
- Designed for low light and high dynamic range performance.
- Convenient S-Mount (M12) interchangeable lens.
- Driver integration support for :
 - NXP i.MX8 / i.MX9 Family
 - Nvidia Jetson Nano / Xavier NX / Orin
 - TI Sitara™ AM62x / Jacinto™ TDA4 Family
- Comes with VizionViewer™ Configuration Utility and VizionSDK



Distributed by:



Specifications

Camera Information

CMOS Sensor	onsemi AR1335
Active Pixels	4208 (H) x 3120 (V) = 13MP
Pixel Size	1.1 μm x 1.1 μm
Optical Format	1/3.2" (Diagonal 5.8 mm)
Shutter Type	Rolling Shutter
Chromaticity	Color
Illuminated type	Back Side Illuminated (BSI)
Maximum Frame Rate (YUY2)	4208 x 3120 @ 10 fps 3840 x 2160 @ 15 fps 2560 x 1440 @ 30 fps 1920 x 1080 @ 60 fps 1280 x 720 @ 120 fps 640 x 480 @ 60 fps
Maximum S/N Ratio	37 dB
HDR Support	Yes
Input Clock Range	48 MHz
Output Format	YUY2

Camera Interface

Module Data Transmission	MIPI CSI-2, up to 4 lanes
Communication Interface	I ² C
Connector	70 Pin Standardized Camera Connector

Power

Supply Voltage	I/O: 1.8V Analog: 2.8V Digital: 1.15V & 3.3V
Power Consumption	4300 x 3120 @ 10 fps \leq 622 mW
Standby Power	\leq 33 mW Standby

Software Support

Platform Support	NXP i.MX8M Nano / Mini / Plus NXP i.MX93 TI Sitara™ AM62x / AM62A TI Jacinto™ TDA4VM / TDA4VA / TDA4VH NVIDIA Jetson Nano NVIDIA Xavier NX NVIDIA Orin Nano/NX
Operation System	Linux Yocto Android
Software	VizionViewer™
Development SDK	VizionSDK

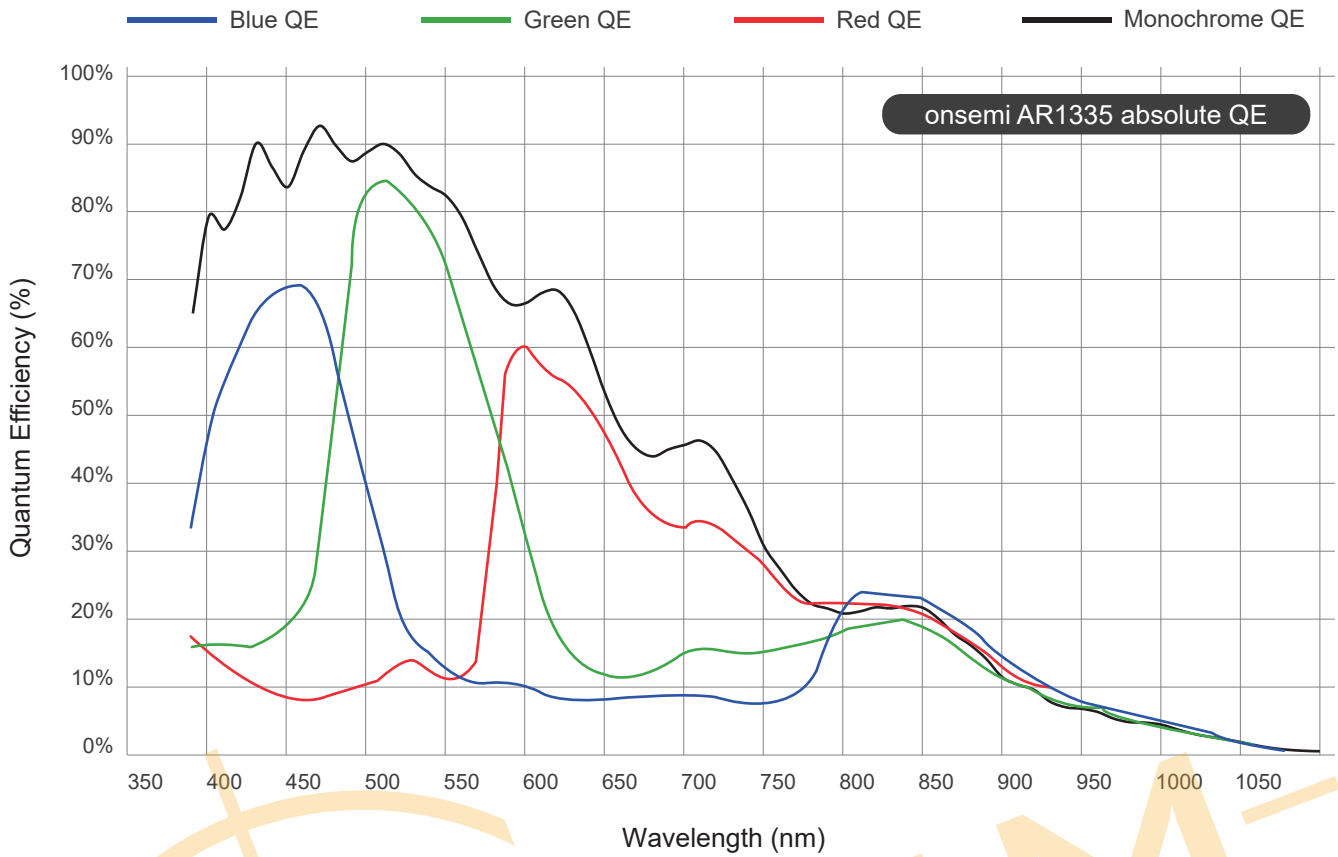
Environmental and Mechanical

Dimensions	24.5(W) x 24.5(H) x 3.495(D) mm
Weight	\leq 3 grams
Operating Temperature	-30°C to +70°C

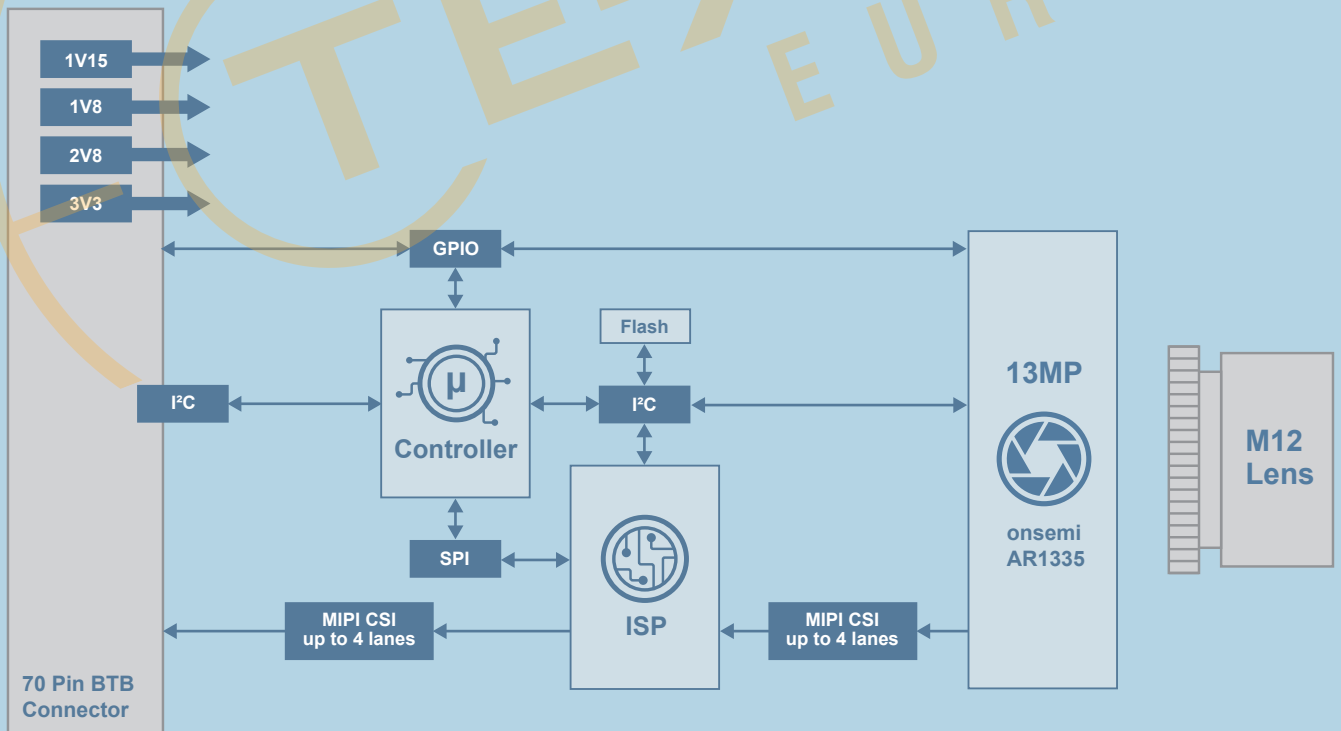
Certification and Compliance

Certification	Compliant with CE / FCC / RoHS / REACH directives
---------------	---

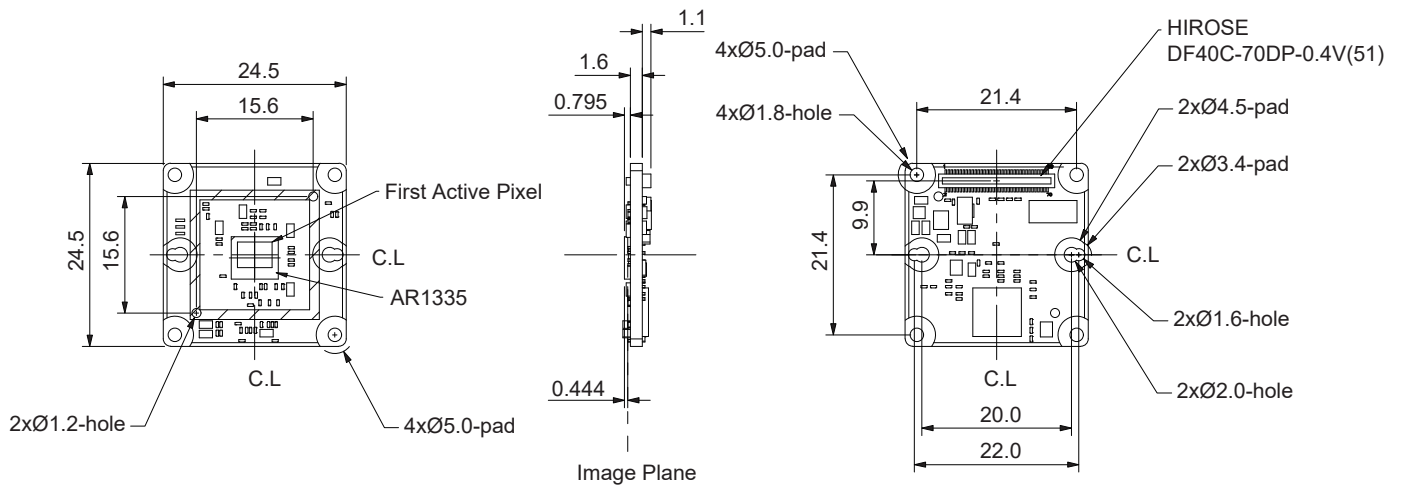
Spectral Characteristics



Block Diagram



Dimensions (units in mm)

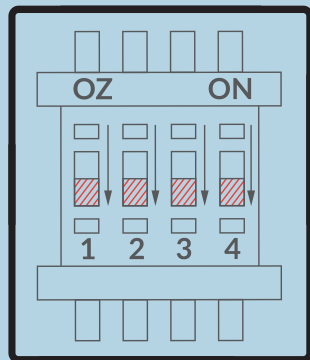


Switch Configuration

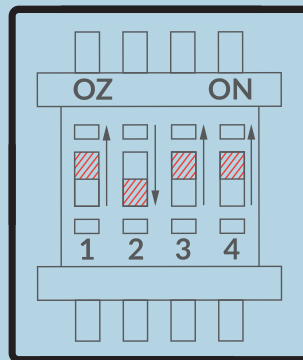
TechNexion EVK

Switch

SW2

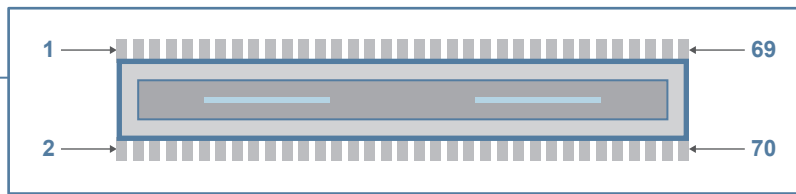
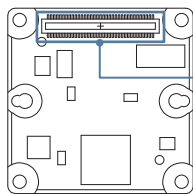


SW1



Power Sequence Setting

Connector Pin Definition




DF40C-70DP-0.4V(51)

No.	Pin Define	Level	No.	Pin Define	Level
01	3V3D	3.3V	02	3V3D	3.3V
03	3V3D	3.3V	04	3V3D	3.3V
05	GND	GND	06	GND	GND
07	NC		08	NC	
09	GND	GND	10	GND	GND
11	2V8A	2.8V	12	2V8A	2.8V
13	GND	GND	14	GND	GND
15	1V8D	1.8V	16	1V8D	1.8V
17	GND	GND	18	GND	GND
19	1V15D	1.15V	20	1V15D	1.15V
21	GND	GND	22	GND	GND
23	NC		24	NC	
25	NC		26	NC	
27	NC		28	NC	
29	NC		30	NC	
31	NC		32	NC	
33	MCU_INT_IV8_N	1.8V	34	NC	
35	GND	GND	36	GND	GND
37	H_CAM_DN0		38	CSI_FRAME_SYNC ^{*1}	1.8V
39	H_CAM_DP0		40	CSI_nRST	1.8V
41	GND	GND	42	GND	GND
43	H_CAM_DN1		44	NC	1.8V
45	H_CAM_DP1		46	CSI_FLASH_OUT ^{*2}	1.8V
47	GND	GND	48	GND	GND
49	H_CAM_DN2		50	STANDBY	1.8V
51	H_CAM_DP2		52	CSI_SHUTTER	1.8V
53	GND	GND	54	GND	GND
55	H_CAM_DN3		56	H_I2C_SCL	1.8V
57	H_CAM_DP3		58	H_I2C_SDA	1.8V
59	GND	GND	60	GND	GND
61	H_CAM_CKN		62	NC	
63	H_CAM_CKP		64	NC	
65	GND	GND	66	NC	
67	NC		68	NC	
69	GND	GND	70	GND	GND

*1 TRIGGER_IN

*2 TRIGGER_OUT

Lens Information



TEVS-AR1335-C-S85-IR

Focus Type	Fixed Focus
Focal Length	3.2 mm
Aperture	F2.4
Module D-FOV	84.6° ± 5%
Module H-FOV	70.3° ± 5%
Module V-FOV	55.2° ± 5%
TTL	22 mm
BFL	3.4 mm
MOD	0.3 m
Distortion	<3.9%
IR-Filter	650 nm

Order Information

TEVS-AR1335-x-Sxx-xx-xxx

Part Number Rules

Option	Code	Description
Chromaticity	C	Color
	-	-
Lens	S85	S-Mount Module D-FOV 85°
Filter	-	-
	IR	IR Cut Filter 650nm
Evaluation Kit	-	70 pin Standardized Camera Connector
	EVK	70 pin Standardized Camera Connector with FPC cable
	RPI15	15 pin Standardized ZIF Connector with FFC cable
	RPI22	22 pin Standardized ZIF Connector with FFC cable
	NXP	Mini-SAS connection cable for NXP Evaluation Board

For further customization or questions about orders, contact your TechNexion sales representative.

TEVS-AR1335-x-Sxx-IR-EVK


onsemi AR1335 13MP rolling shutter with ISP camera module + S-Mount (M12) lens with IR-cut filter + FPC connection cable for TechNexion SOM EVK



Package Content


- TEVS-AR1335
- S-Mount lens
- 20cm flexible PCB for TechNexion EVK

TechNexion



TEVS-AR1335-x-Sxx-IR-RPI15


onsemi AR1335 13MP rolling shutter with ISP camera module + S-Mount (M12) lens with IR-cut filter + RPI 15 Pin converter and FFC



Package Content


- TEVS-AR1335
- S-Mount lens
- RPI 15 Pin compatible converter PCB
- 20cm 15 Pin FPC cable

TEXAS INSTRUMENTS



SK-TDA4VM


NVIDIA



JETSON NANO XAVIER NX

TEVS-AR1335-x-Sxx-IR-RPI22

onsemi AR1335 13MP rolling shutter with ISP camera module + S-Mount (M12) lens with IR-cut filter + RPI 22 Pin converter and FFC



Package Content

- TEVS-AR1335
- S-Mount lens
- RPI 22 Pin compatible converter PCB
- 10cm 22 Pin FPC cable

NVIDIA




ORIN NANO ORIN NX

TEXAS INSTRUMENTS



SK-AM62A


NXP



NXP i.MX93 EVK

TEVS-AR1335-x-Sxx-IR-NXP

onsemi AR1335 13MP rolling shutter with ISP camera module + S-Mount (M12) lens with IR-cut filter + Mini-SAS Connection Cable for NXP i.MX8 Evaluation Board



Package Content

- TEVS-AR1335
- S-Mount lens
- 20cm Mini-SAS cable for NXP i.MX8 Family EVK

NXP

- NXP i.MX8M NANO EVK
- NXP i.MX8M MINI EVK
- NXP i.MX8M PLUS EVK



Disclaimer

ALL PRODUCTS, PRODUCT SPECIFICATIONS AND DATA ARE SUBJECT TO CHANGE WITHOUT NOTICE TO IMPROVE RELIABILITY, FUNCTION OR DESIGN OR OTHERWISE.

Texim Europe B.V. its affiliates, agents, and employees, and all persons acting on its or their behalf (collectively, "Texim"), disclaim any and all liability for any errors, inaccuracies or incompleteness contained in any datasheet or in any other disclosure relating to any product.

Texim makes no warranty, representation or guarantee regarding the suitability of the products for any particular purpose or the continuing production of any product.

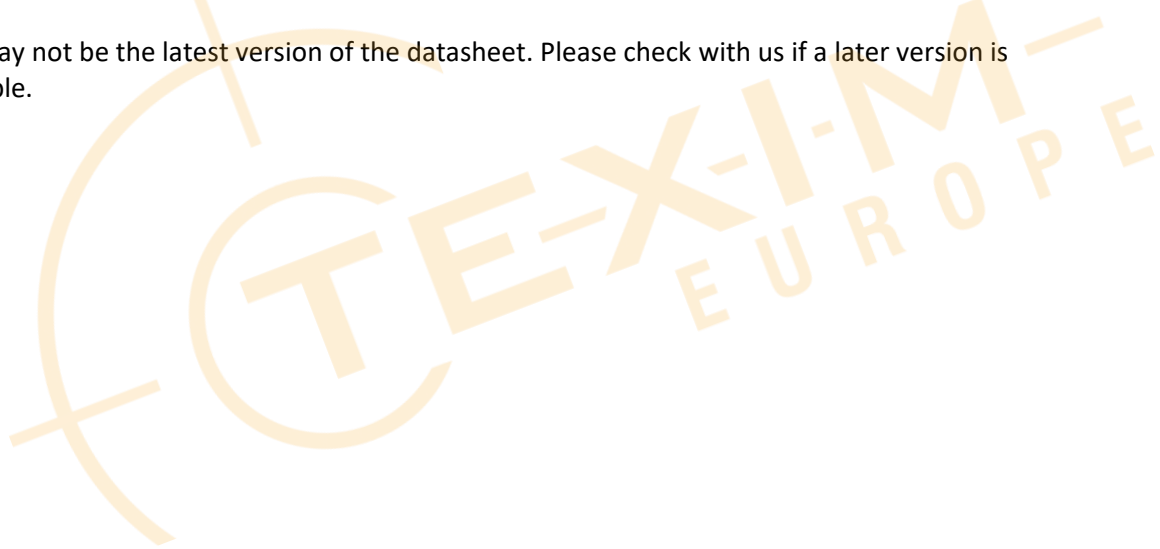
It is the customer's responsibility to validate that a particular product with the properties described in the product specification is suitable for use in a particular application.

Parameters provided in datasheets and / or specifications may vary in different applications and performance may vary over time.

All operating parameters, including typical parameters, must be validated for each customer application by the customer's technical experts.

Please contact us if you have any questions about the contents of the datasheet.

This may not be the latest version of the datasheet. Please check with us if a later version is available.





Headquarters & Warehouse

Elektrostraat 17
 NL-7483 PG Haaksbergen
 The Netherlands

T: +31 (0)53 573 33 33
 E: info@texim-europe.com
 Homepage: www.texim-europe.com



The Netherlands

Elektrostraat 17
 NL-7483 PG Haaksbergen

T: +31 (0)53 573 33 33
 E: nl@texim-europe.com



Belgium

Zuiderlaan 14, box 10
 B-1731 Zellik

T: +32 (0)2 462 01 00
 E: belgium@texim-europe.com



UK & Ireland

St Mary's House, Church Lane
 Carlton Le Moorland
 Lincoln LN5 9HS

T: +44 (0)1522 789 555
 E: uk@texim-europe.com



Germany

Bahnhofstrasse 92
 D-25451 Quickborn

T: +49 (0)4106 627 07-0
 E: germany@texim-europe.com



Germany

Martin-Kollar-Strasse 9
 D-81829 München

T: +49 (0)89 436 086-0
 E: muenchen@texim-europe.com



Austria

Warwitzstrasse 9
 A-5020 Salzburg

T: +43 (0)662 216 026
 E: austria@texim-europe.com



Nordic

Stockholmsgade 45
 2100 Copenhagen

T: +45 88 20 26 30
 E: nordic@texim-europe.com



Italy

Martin-Kollar-Strasse 9
 D-81829 München

T: +49 (0)89 436 086-0
 E: italy@texim-europe.com