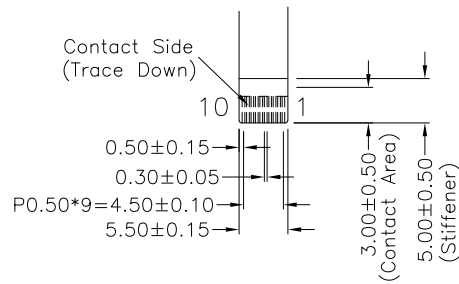
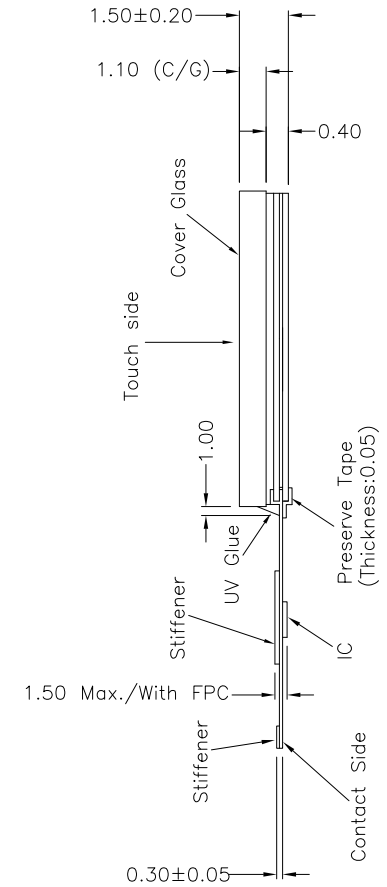
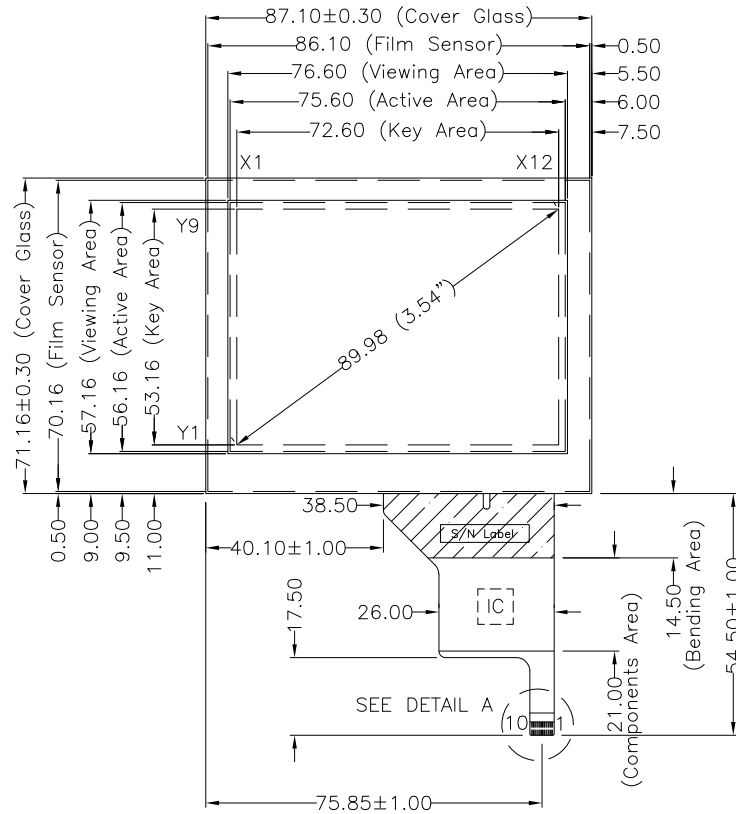


Touch Side View

PIN ASSIGNMENT	
PIN#	DESIGNATION
1	VCC(5V)
2	NC
3	NC
4	GND
5	SCK1/RXD
6	SDT1/TXD
7	SD01
8	SS1
9	INTHM
10	NC



DETAIL A

NOTES:

1. INPUT MODE : PROJECTED CAPACITIVE
2. OVERALL THICKNESS : 1.50±0.20mm
3. COVER GLASS THICKNESS : 1.10mm
4. FRONT SURFACE : CLEAR TYPE
5. TAIL TYPE : GOLD PLATED FPC , ZIF
6. OTHER SPEC : SEE APPROVAL SHEET



REVISION				TOLERANCES UNLESS SPECIFIED		MODEL NAME : P3001-C2 DWG NO : P3001-C2-0-01 SCALE: N/S UNIT: mm
NO.	DATE	DESCRIPTION	CHK	.X	± 0.50	
CHIEF OF DESIGN		APPROVED	Jerry	.XX	± 0.50	
ENGINEER		PROJECT MANAGER		.XXX	± 0.30	
DRAWN BY	Andre	DATE	APR 2 , 2012			
SHT	1 OF 1	REV.	0	ANGULAR	.	

Apex Material Technology Corp.