

AMT P3001-C20 3.5" COF Projected Capacitive Touch Kit

AMT has released the new COF type Projected Capacitive Touch (PCI) kit; it is for the most popular LCD size 3.5" and with the COF (chip on flex) tail design. The COF board is PenMount 2101 PCI control board, with variety interface - I²C / UART / SPI interface. The PCI COF touch panel is Glass-Film-Film designed and with 1.1mm top passive glass.

This P3001-C20 touch kit is for the handheld product to design, with outstanding touch performance, supporting two fingers touch and gestures. The drivers are ready for Microsoft Windows and Linux operating system.

PCI Touch Panel Kit Specifications

Size : 3.5 inch

Total thickness : 1.50 ± 0.2mm

Outside dimension : 87.10 x 71.16 mm

Key area for touch : 72.60 x 53.16 mm

Surface finish : Clear Type

Haze : 7 ±3%

Light Transmission rate : 90 ± 3%

Construction : Glass-Film-Film

Controller : PenMount 2101 series

COF tail connector pins & pitch : 10 pins, pitch is 0.5 mm

Interface : I²C & UART

Operating voltage : 5V

Sampling rate : Single Point 100 sps / Two Point 80 sps

Operating temperature : -20°C ~ +70°C

Storage temperature : -40°C ~ +80°C

Power Consumption : Typical

Standby Mode : 4.5 mA

Active Mode : 8.8 mA

Driver Software :


Windows XP / Vista / 7

Windows Embedded CE 6.0

Linux (provide the source code for Linux and Android)

Utility :

Firmware adjustment utility is ready for user to fine tune the touch panel sensitivity.

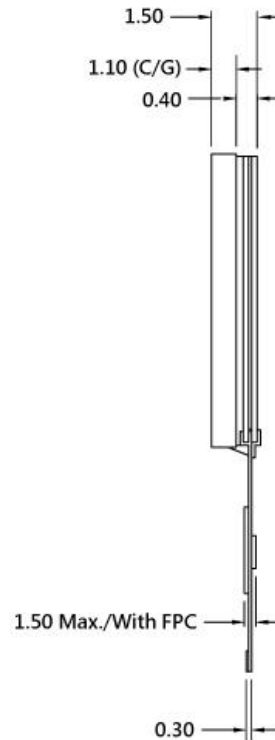
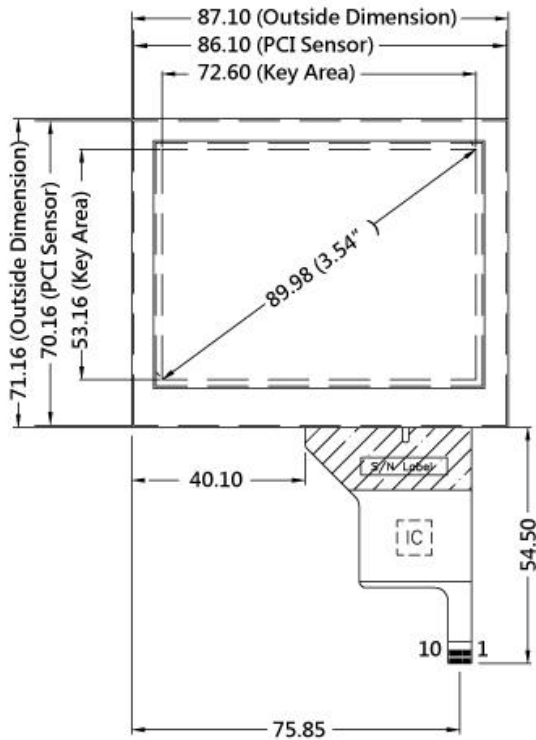


Distributed by:




www.texim-europe.com

Mechanical Drawing



Unit : mm

PM2101 COF Tail Rear View



Pin Assignment

PM2101 COF tail

PIN	DESIGNATION
1	VCC (5V)
2	NC
3	NC
4	GND
5	SCK/RXD
6	SDA/TXD
7	NC
8	NC
9	INTHM
10	NC

UART

PIN	DESIGNATION
1	VCC
4	GND
5	RXD
6	TXD

I²C

PIN	DESIGNATION
1	VCC
4	GND
5	SCK
6	SDA
9	INTHM (Optional)

Remark : Specification is subject to change without notice.