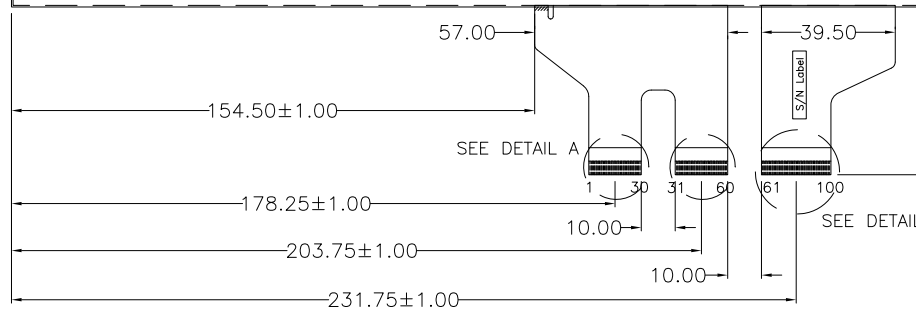
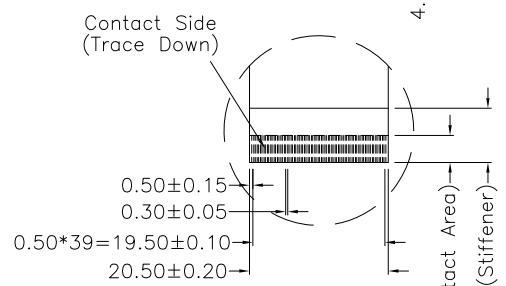
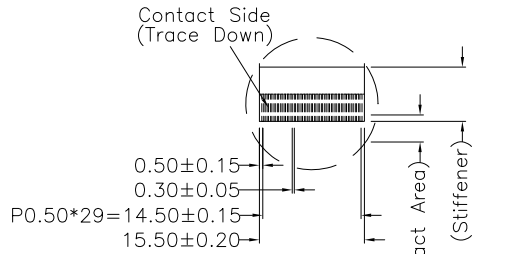
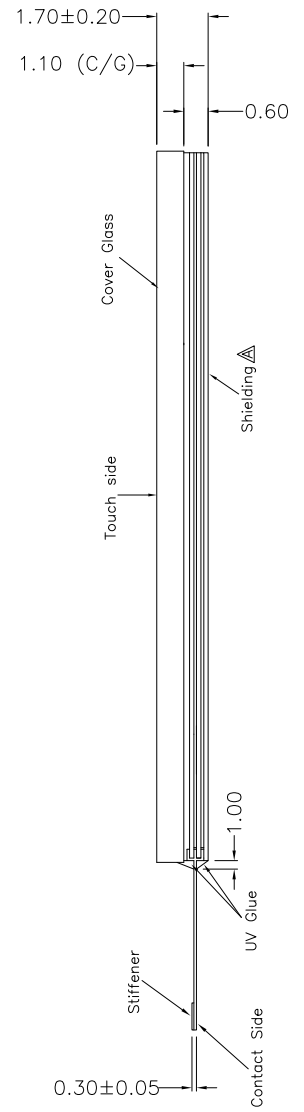
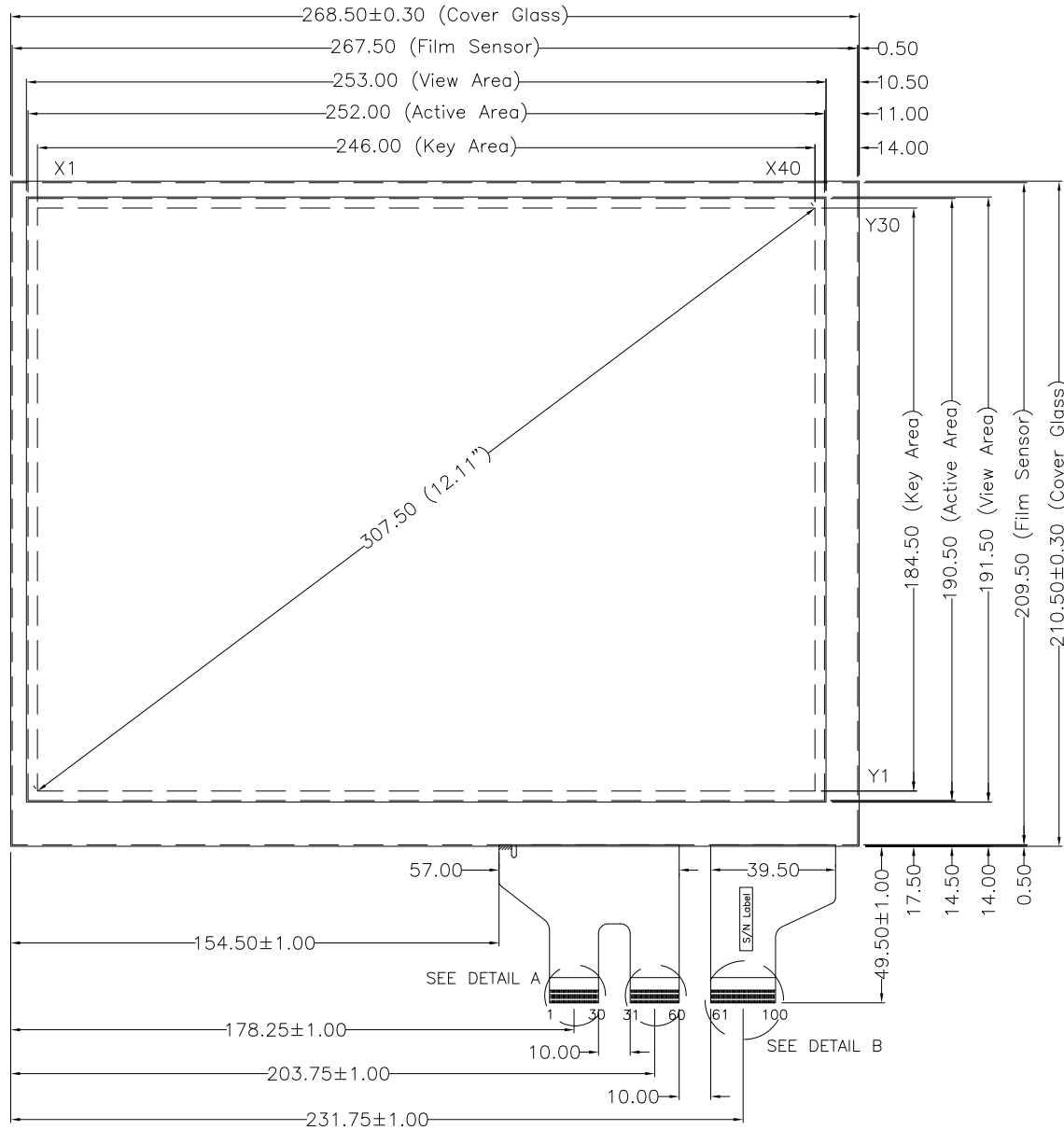


Touch Side View

| CONNECTOR PINOUT | |
|------------------|----------------|
| PIN# | DESIGNATION |
| 1 | Shielding |
| 2-3 | Grounding Line |
| 4-5 | Blank |
| 6-28 | X1-X23 |
| 29-33 | Blank |
| 34-50 | X24-X40 |
| 51-59 | Blank |
| 60-61 | Grounding Line |
| 62 | Blank |
| 63-92 | Y1-Y30 |
| 93-99 | Blank |
| 100 | Grounding Line |



- NOTES:
- INPUT MODE : PROJECTED CAPACITIVE
 - OVERALL THICKNESS : 1.70±0.20mm
 - COVER GLASS THICKNESS : 1.10mm
 - FRONT SURFACE : CLEAR TYPE
 - TAIL TYPE : GOLD PLATED FPC , ZIF
 - RECOMMENDED CONTROL BOARDS : PENMOUNT PM1400 SERIES
 - OTHER SPEC : SEE APPROVAL SHEET



| A | SEP 26 , 2011 | EMI SHIELD FILM MODIFY | JERRY |
|-----------------|---------------|------------------------|---------------|
| NO. | DATE | DESCRIPTION | CHK |
| REVISION | | | |
| CHIEF OF DESIGN | | APPROVED | Jerry |
| ENGINEER | | PROJECT MANAGER | |
| DRAWN BY | Andre | DATE | OCT 24 , 2011 |
| SHT 1 | OF 1 | REV. | A |

| | |
|--------------------------------|--------|
| Apex Material Technology Corp. | |
| TOLERANCES UNLESS SPECIFIED | |
| .X | ± 0.50 |
| .XX | ± 0.50 |
| .XXX | ± 0.30 |
| ANGULAR | . |
| MODEL NAME : P3009-02 | |
| DWG NO : P3009-02-1-01 | |
| SCALE: N/S UNIT: mm | |