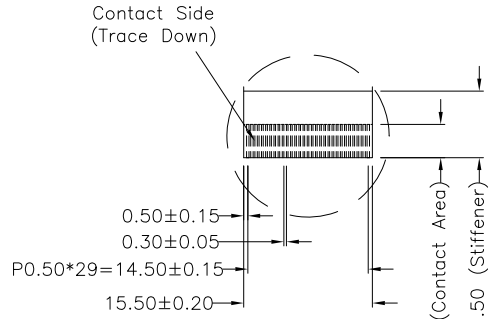
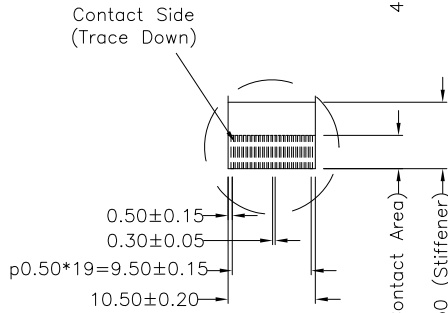


CONNECTOR PINOUT	
PIN#	DESIGNATION
1	Shielding
2	Blank
3-4	Grounding Line
5	Blank
6-29	Sense X1-X24
30-31	Grounding Line
32	Blank
33-47	Sense Y1-Y15
48-49	Blank
50	Grounding Line

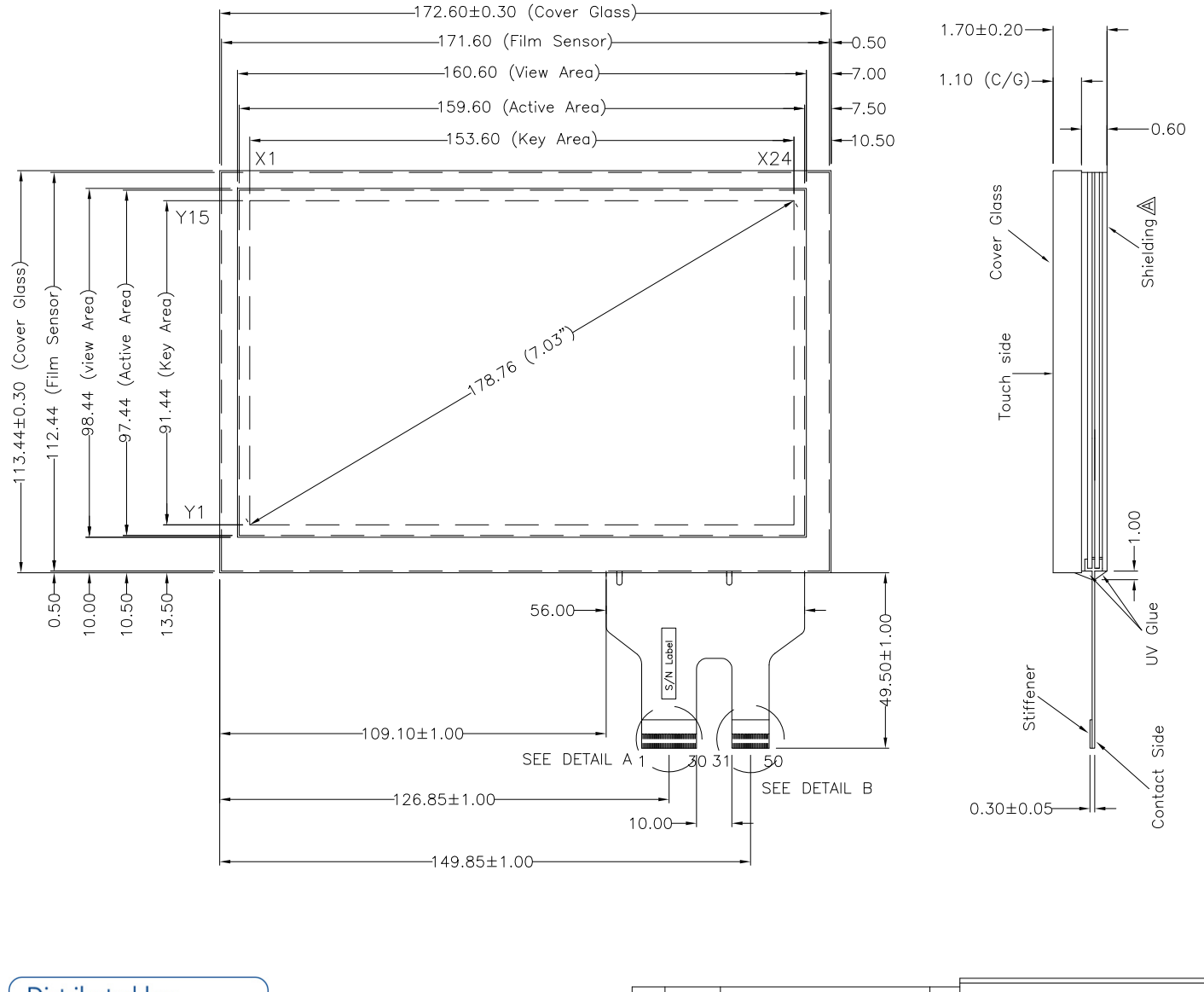
Touch Side View



DETAIL A



DETAIL B



NOTES:

- INPUT MODE : PROJECTED CAPACITIVE
- OVERALL THICKNESS : 1.70±0.20mm
- COVER GLASS THICKNESS : 1.10mm
- FRONT SURFACE : CLEAR TYPE
- TAIL TYPE : GOLD PLATED FPC , ZIF
- RECOMMENDED CONTROL BOARDS : PENMOUNT PM1201 SERIES
- OTHER SPEC : SEE APPROVAL SHEET



A	SEP 22 , 2011	REMOVED Y AXIS ITO GROUNDING LINE AND EMI SHIELD FILM MODIFY	JERRY
NO.	DATE	DESCRIPTION	CHK
REVISION			
CHIEF OF DESIGN		APPROVED	Jerry
ENGINEER		PROJECT MANAGER	
DRAWN BY	Andre	DATE	NOV 11 , 2011
SHT	1	OF	1
REV.			A

Apex Material Technology Corp.	
TOLERANCES UNLESS SPECIFIED	
.X	± 0.50
.XX	± 0.50
.XXX	± 0.30
ANGULAR	.
MODEL NAME :	P3012-02
DWG NO :	P3012-02-1-01
SCALE :	N/S UNIT: mm