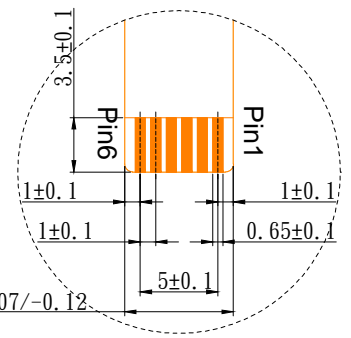
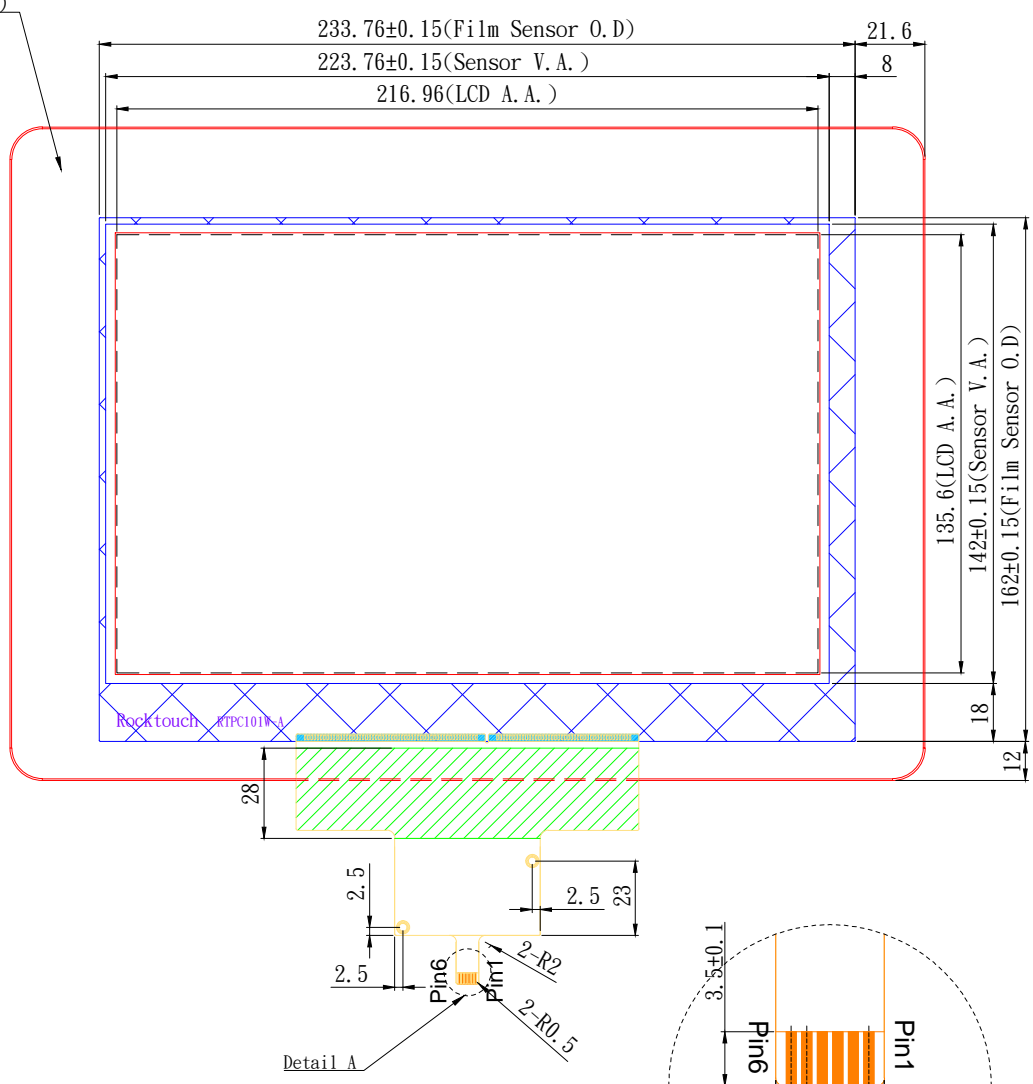
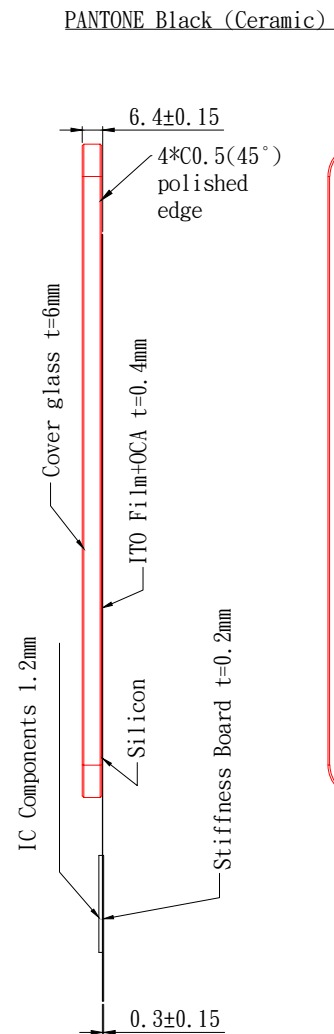
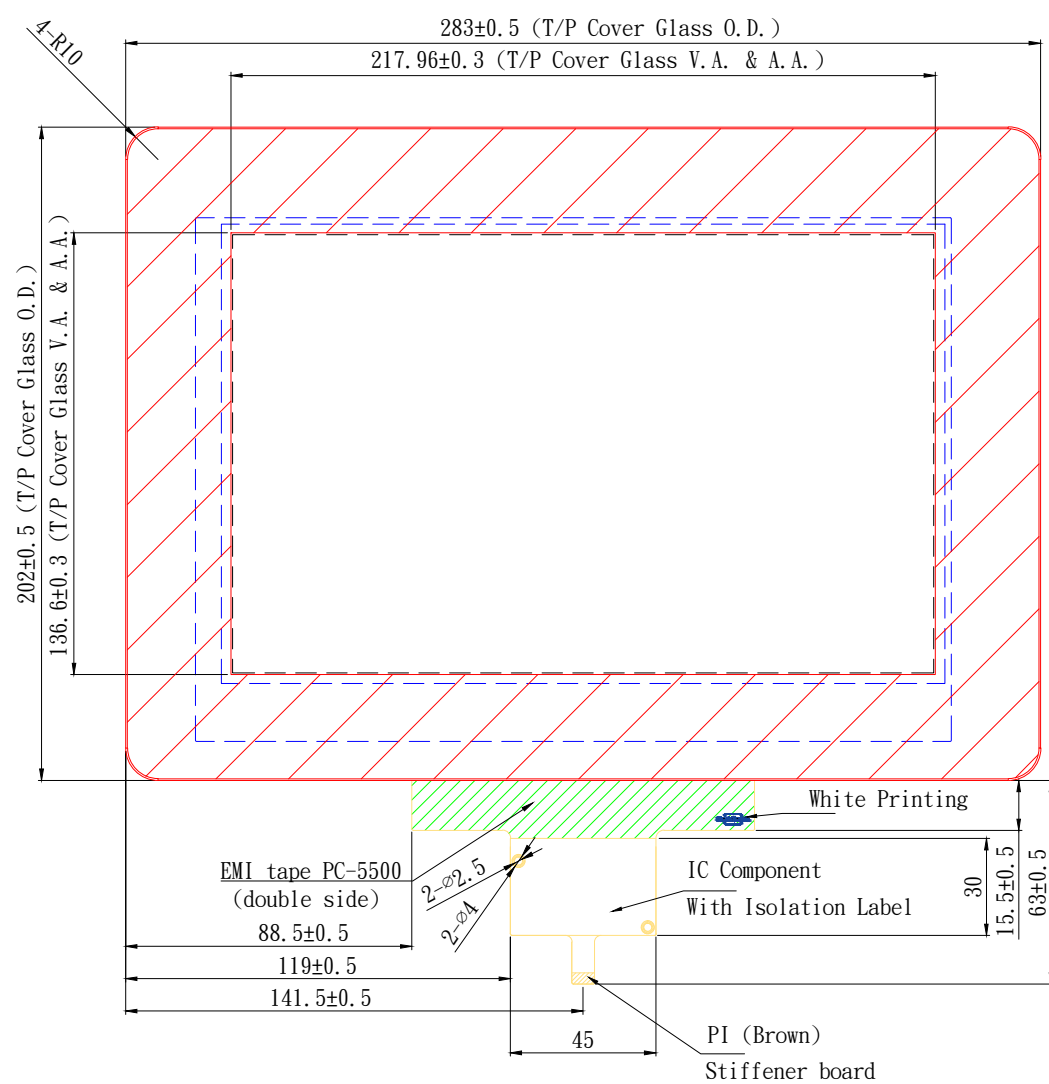


Front VIEW

Back VIEW



USB(OPTIONAL)	
Pin 01	GND
Pin 02	D-
Pin 03	D+
Pin 04	VDD
Pin 05	NC
Pin 06	RST

I2C(OPTIONAL)	
Pin 01	GND
Pin 02	SDA
Pin 03	SCL
Pin 04	VDD
Pin 05	INT
Pin 06	RST

UART(OPTIONAL)	
Pin 01	GND
Pin 02	RX
Pin 03	TX
Pin 04	VDD
Pin 05	NC
Pin 06	RST

Detail A

Note:

- To choose the interface just add at the end of the part number the following : - U for USB
- I for I2C
- R for UART
- Finger input only or special conductive pen
- Surface Hardness: 7H (Tempered Glass)
- Transmittance: >85% (JIS-K7105)
- Surface Treatment: depending by cover lens
- Distance between LCD and touch panel need to be minimum 1.0mm otherwise touch maybe will not work correctly
- If customer put a front cover all around need use at least 2mm thick gasket between touch and metal frame
- USB max ripple acceptable is 50mA, in other case touch will not work correctly
- Referring to the integration guide to avoid any integration noise issue

圖號 RTPC101W-A60BC1



2013/04/23	Kevin	Detail description on Cover Glass V.A.
版年月日	設計	審查
設計	2013/03/09	MATT
設計	2013/03/09	MATT
設計	2013/03/09	MATT

日期 原圖 管理 元